

LEA Name : Nazareth Area SD
Address : One Education Plaza
Nazareth, PA 18064

County : Northampton
AUN Number : 120484803
LEA Type : SD

Annual Financial Report Accuracy Certification Statement

For Fiscal Year Ending
6/30/2024

Pennsylvania Department of Education
&


Office of Comptroller Operations


PDE-2056: Intermediate Unit

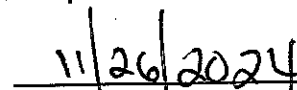
PDE-2057: School District, AVTS/CTC, Charter School,
and Special Program Jointure

CERTIFICATION: By signing this page I agree that the electronic data submitted is a complete and accurate statement of the financial operations and status of the local education agency for the fiscal year. It has been prepared in accordance with generally accepted accounting principles and established Commonwealth of PA reporting guidelines.


Chief School Administrator Signature


Date


Board Secretary Signature


Date

Stuart Whiteleather

Contact Person

swhiteleather@nazarethasd.org

Contact Person E-mail Address

(610)759-1170

Ext :1113

Contact Person Telephone Number

Contact Person Fax Number

Audit Certification
Annual Financial Report:
For Fiscal Year Ending **6/30/2024**
(Pursuant to PA School Code Section 218(b))

LEA Name : Nazareth Area SD
AUN Number : 120484803
County : Northampton

Audit Certification Due: 12/31/2024

This certification is applicable to the Annual Financial Report data submitted through the Consolidated Financial Reporting System (CFRS).

CERTIFICATION: By signing this page I agree that the financial statements of the school have been properly audited as noted above pursuant to Article XXIV, and in the auditor's professional opinion, the Annual Financial Report (PDE-2057) submitted through CFRS is materially consistent with the audited financial statements.

Chief School Administrator

Anthony C. Besemide 11/26/24
Signature Date

Board Secretary

[Signature] 11/26/2024
Signature Date

Stuart Whiteleather

Contact Person

swhiteleather@nazarethasd.org

Contact Person E-mail Address

(610)759-1170

Ext :1113

Contact Person Telephone Number

Contact Person Fax Number

Book	Policy Manual
Section	700 Property
Title	Property Records
Code	706
Status	Active
Adopted	October 27, 2020

Purpose

The Board recognizes that adequate property and inventory records must be maintained on all buildings, equipment, and physical property under district control.

Authority

The Board directs that a complete inventory, by physical count, of all district-owned equipment and property records of all district buildings and grounds shall be maintained and updated at intervals that coincide with property insurance renewal.

Delegation of Responsibility

It shall be the responsibility of the Board Secretary and Business Manager to ensure that equipment inventories are systematically and accurately recorded, updated, and adjusted annually by reference to purchase orders and withdrawal reports. Property records of facilities shall be maintained on an ongoing basis.

Guidelines

Major items of equipment shall be subject to annual physical spot check inventory to determine loss, location or depreciation; any major loss shall be reported to the Board.

Records of consumable supplies shall be maintained on a continuous inventory basis.

No equipment shall be removed for personal or nonschool use, except in accordance with Board policy.[1][2]

Equipment shall be identified with a permanent tag that provides appropriate school district identification.

2. Pol. 710

[24 P.S. 510](#)

LEA : 120484803 Nazareth Area SD

Val Number	Description	Justification
30116	Revenue Detail: A large amount has been reported as Earnings on Investments in Fund 32, account 6500, which should only include interest and/or dividend earnings. Correct or provide a brief explanation of the revenue reported. Revenue Detail 6500, Fund 32: \$570,005.76	Increase in interest rate over the prior year
42420	Expenditure Detail: Total current year 2700-513 expenditure varies from prior year by 10%. Correct the data or enter a justification. 2700-513, AFR Exp Detail: \$5,347,844.42 2700-513, PY AFR Amount: \$4,300,364.82	Prior year non-pub transportation, \$707,544.30, was recorded in object 511 and should be 513. The PY total should be \$5,007,909.12. Which reflects a 6.79% increase.
50380	CESE: The amount reported on Line 1 of the CESE exceeds the Governmental Fund special education expenditures in Function 1200. Please correct or provide a justification.	It includes 15.77% of 1100 and 1190, per the calculation. Increase in Special Education students over the prior year.
50430	SESS - 2160 Social Work Services: SESS Schedule amounts for Special Education vary from prior year by 40% or more. Correct the data or enter a justification. SESS Schedule 2160: \$5,730.38 Prior Year SESS Schedule 2160: \$1,770.40	Increase in Special Ed students from prior year.
50450	SESS - 2350 Legal and Accounting Services: SESS Schedule amounts for Special Education vary from prior year by 40% or more. Correct the data or enter a justification. SESS Schedule 2350: \$20,293.35 Prior Year SESS Schedule 2350: \$13,228.00	Increase in Special Ed students from prior year.
50460	SESS - 2420 Medical Services: SESS Schedule amounts for Special Education vary from prior year by 40% or more. Correct the data or enter a justification. SESS Schedule 2420: \$34.27 Prior Year SESS Schedule 2420: \$168.71	Increase in Special Ed students from prior year.

LEA : 120484803 Nazareth Area SD

Amounts Expressed in Whole Dollars		<u>General Fund</u> <u>(10)</u>	<u>Student Sponsored</u> <u>Activity Fund</u> <u>(21)</u>	<u>Public Purpose Trust</u> <u>(27)</u>	<u>Other Compt Approved</u> <u>(28)</u>	<u>Athletic / Activity</u> <u>(29)</u>
Assets And Deferred Outflows Of Resources						
Assets						
0100	Cash and Cash Equivalents	40,502,420				
0110	Investments					
0120	Taxes Receivable	2,195,936				
0130	Due From Other Funds	102,878				
0141	Due From Other Governments	162,683				
0142	State Revenue Receivable	4,052,577				
0143	Federal Revenue Receivable	667,528				
0145	Other Intergovernmental Revenue Receivable					
0146	Due from Primary Government					
0147	Due from Component Unit					
0150	Other Receivables	68,365				
0170	Inventories	66,214				
0180	Prepaid Expenses (Expenditures)	691,764				
0190	Other Current Assets					
Total Assets		\$48,510,365				
0910	Deferred Outflows of Resources					
Total Assets And Deferred Outflows Of Resources		\$48,510,365				

LEA : 120484803 Nazareth Area SD

Printed 11/25/2024 10:28:00 AM

Amounts Expressed in Whole Dollars		<u>Capital Reserve (690.</u> <u>1850)</u> <u>(31)</u>	<u>Capital Reserve (1431)</u> <u>(32)</u>	<u>Other Capital Projects</u> <u>Fund</u> <u>(39)</u>	<u>Debt Service</u> <u>(40)</u>	<u>Permanent</u> <u>(90)</u>
Assets And Deferred Outflows Of Resources						
Assets						
0100	Cash and Cash Equivalents		11,140,744			
0110	Investments					
0120	Taxes Receivable					
0130	Due From Other Funds		7,657	3,179		
0141	Due From Other Governments					
0142	State Revenue Receivable					
0143	Federal Revenue Receivable					
0145	Other Intergovernmental Revenue Receivable					
0146	Due from Primary Government					
0147	Due from Component Unit					
0150	Other Receivables					
0170	Inventories					
0180	Prepaid Expenses (Expenditures)					
0190	Other Current Assets					
Total Assets			\$11,148,401	\$3,179		
0910	Deferred Outflows of Resources					
Total Assets And Deferred Outflows Of Resources			\$11,148,401	\$3,179		

LEA : 120484803 Nazareth Area SD

Printed 11/25/2024 10:28:00 AM

Amounts Expressed in Whole Dollars		<u>Total Governmental</u> <u>Funds</u>
Assets And Deferred Outflows Of Resources		
Assets		
0100 Cash and Cash Equivalents		51,643,164
0110 Investments		
0120 Taxes Receivable		2,195,936
0130 Due From Other Funds		113,714
0141 Due From Other Governments		162,683
0142 State Revenue Receivable		4,052,577
0143 Federal Revenue Receivable		667,528
0145 Other Intergovernmental Revenue Receivable		
0146 Due from Primary Government		
0147 Due from Component Unit		
0150 Other Receivables		68,365
0170 Inventories		66,214
0180 Prepaid Expenses (Expenditures)		691,764
0190 Other Current Assets		
Total Assets		\$59,661,945
0910 Deferred Outflows of Resources		
Total Assets And Deferred Outflows Of Resources		\$59,661,945

LEA : 120484803 Nazareth Area SD

Printed 11/25/2024 10:28:00 AM

Amounts Expressed in Whole Dollars		<u>General Fund</u> <u>(10)</u>	<u>Student Sponsored</u> <u>Activity Fund</u> <u>(21)</u>	<u>Public Purpose Trust</u> <u>(27)</u>	<u>Other Compt Approved</u> <u>(28)</u>	<u>Athletic / Activity</u> <u>(29)</u>
Liabilities And Deferred Inflows Of Resources And Fund Balances						
Liabilities						
0400	Due to Other Funds	29,139				
0411	Due to Other Governments	275,575				
0412	Due to Primary Government					
0413	Due to Component Unit					
0420	Accounts Payable	662,768				
0430	Contracts Payable					
0440	Current Portion of Long-Term Debt	310,985				
0450	Short-Term Payables					
0461	Accrued Salaries and Benefits	6,714,732				
0462	Payroll Deductions and Withholding	4,308,110				
0480	Unearned Revenues	18,291				
0490	Other Current Liabilities	5,460				
Total Liabilities		\$12,325,060				
0950	Deferred Inflows of Resources	1,488,250				
Fund Balances						
0810	Nonspendable Fund Balance	757,978				
0820	Restricted Fund Balance	323,488				
0830	Committed Fund Balance	25,752,400				
0840	Assigned Fund Balance	1,200,000				
0850	Unassigned Fund Balance	6,663,189				
Total Fund Balances		\$34,697,055				
Total Liabilities, Deferred Inflows Of Resources And Fund Balances		\$48,510,365				

LEA : 120484803 Nazareth Area SD

Printed 11/25/2024 10:28:00 AM

Amounts Expressed in Whole Dollars		<u>Capital Reserve (690.</u> <u>1850)</u> <u>(31)</u>	<u>Capital Reserve (1431)</u> <u>(32)</u>	<u>Other Capital Projects</u> <u>Fund</u> <u>(39)</u>	<u>Debt Service</u> <u>(40)</u>	<u>Permanent</u> <u>(90)</u>
Liabilities And Deferred Inflows Of Resources And Fund Balances						
Liabilities						
0400	Due to Other Funds					
0411	Due to Other Governments					
0412	Due to Primary Government					
0413	Due to Component Unit					
0420	Accounts Payable		29,851			
0430	Contracts Payable					
0440	Current Portion of Long-Term Debt					
0450	Short-Term Payables					
0461	Accrued Salaries and Benefits					
0462	Payroll Deductions and Withholding					
0480	Unearned Revenues					
0490	Other Current Liabilities					
Total Liabilities			\$29,851			
0950	Deferred Inflows of Resources					
Fund Balances						
0810	Nonspendable Fund Balance					
0820	Restricted Fund Balance		11,118,550	3,179		
0830	Committed Fund Balance					
0840	Assigned Fund Balance					
0850	Unassigned Fund Balance					
Total Fund Balances			\$11,118,550	\$3,179		
Total Liabilities, Deferred Inflows Of Resources And Fund Balances			\$11,148,401	\$3,179		

LEA : 120484803 Nazareth Area SD

Printed 11/25/2024 10:28:00 AM

Amounts Expressed in Whole Dollars		<u>Total Governmental</u> <u>Funds</u>
Liabilities And Deferred Inflows Of Resources And Fund Balances		
Liabilities		
0400 Due to Other Funds		29,139
0411 Due to Other Governments		275,575
0412 Due to Primary Government		
0413 Due to Component Unit		
0420 Accounts Payable		692,619
0430 Contracts Payable		
0440 Current Portion of Long-Term Debt		310,985
0450 Short-Term Payables		
0461 Accrued Salaries and Benefits		6,714,732
0462 Payroll Deductions and Withholding		4,308,110
0480 Unearned Revenues		18,291
0490 Other Current Liabilities		5,460
Total Liabilities		\$12,354,911
0950 Deferred Inflows of Resources		1,488,250
Fund Balances		
0810 Nonspendable Fund Balance		757,978
0820 Restricted Fund Balance		11,445,217
0830 Committed Fund Balance		25,752,400
0840 Assigned Fund Balance		1,200,000
0850 Unassigned Fund Balance		6,663,189
Total Fund Balances		\$45,818,784
Total Liabilities, Deferred Inflows Of Resources And Fund Balances		\$59,661,945

Amounts Expressed in Whole Dollars	<u>General Fund</u> <u>(10)</u>	<u>Student Sponsored</u> <u>Activity Fund</u> <u>(21)</u>	<u>Public Purpose Trust</u> <u>(27)</u>	<u>Other Compt Approved</u> <u>(28)</u>	<u>Athletic / Activity</u> <u>(29)</u>
Revenues					
6000 Revenue from Local Sources	79,629,534				
7000 Revenue from State Sources	28,446,906				
8000 Revenue from Federal Sources	1,503,903				
Total Revenues	\$109,580,343				
Expenditures					
1000 Instruction	64,477,134				
2000 Support Services	30,987,822				
3000 Operation of Non-Instructional Services	2,046,236				
4000 Facilities Acquisition, Construction and Improvement Services	28,166				
5110 Debt Service	8,627,349				
5130 Refund of Prior Year Revenues / Receipts	11,606				
5140 Leases and Other Right-to-Use Arrangements	107,425				
Total Expenditures	\$106,285,738				
Excess (Deficiency) Of Revenues Over Expenditures	\$3,294,605				
Other Financing Sources (Uses)					
9110 Face Value of Bonds Issued					
9120 Proceeds from Refunding of Bonds					
9130 Bond Premiums					
9200 Proceeds from Extended Term Financing, Leases, and Other Right-to-Use Arrangements	961,824				
9300 Interfund Transfers - IN					
9400 Sale of or Compensation for Loss of Fixed Assets	240,799				
9710 Transfers from Component Units					
9720 Transfers from Primary Governments					
9910 Other Financing Sources Not Listed in the 9000 Series					
9990 Insurance Recoveries	9,431				
5120 Debt Service – Refunded Bonds					
5150 Bond Discounts					
5200 Interfund Transfers – Out	1,020,369				
5300 Transfers Out to Component Units/Primary Governments					
Total Other Financing Sources (Uses)	\$191,685				

Amounts Expressed in Whole Dollars		<u>Capital Reserve (690.</u> <u>1850)</u> <u>(31)</u>	<u>Capital Reserve (1431)</u> <u>(32)</u>	<u>Other Capital Projects</u> <u>Fund</u> <u>(39)</u>	<u>Debt Service</u> <u>(40)</u>	<u>Permanent</u> <u>(90)</u>
Revenues						
6000	Revenue from Local Sources		570,006	1,182		
7000	Revenue from State Sources					
8000	Revenue from Federal Sources					
Total Revenues			\$570,006	\$1,182		
Expenditures						
1000	Instruction					
2000	Support Services		89,476			
3000	Operation of Non-Instructional Services					
4000	Facilities Acquisition, Construction and Improvement Services		751,704			
5110	Debt Service					
5130	Refund of Prior Year Revenues / Receipts					
5140	Leases and Other Right-to-Use Arrangements					
Total Expenditures			\$841,180			
Excess (Deficiency) Of Revenues Over Expenditures			(\$271,174)	\$1,182		
Other Financing Sources (Uses)						
9110	Face Value of Bonds Issued					
9120	Proceeds from Refunding of Bonds					
9130	Bond Premiums					
9200	Proceeds from Extended Term Financing, Leases, and Other Right-to-Use Arrangements					
9300	Interfund Transfers - IN		1,020,369			
9400	Sale of or Compensation for Loss of Fixed Assets					
9710	Transfers from Component Units					
9720	Transfers from Primary Governments					
9910	Other Financing Sources Not Listed in the 9000 Series					
9990	Insurance Recoveries					
5120	Debt Service – Refunded Bonds					
5150	Bond Discounts					
5200	Interfund Transfers – Out					
5300	Transfers Out to Component Units/Primary Governments					
Total Other Financing Sources (Uses)			\$1,020,369			

Amounts Expressed in Whole Dollars		<u>Total Governmental Funds</u>
Revenues		
6000	Revenue from Local Sources	80,200,722
7000	Revenue from State Sources	28,446,906
8000	Revenue from Federal Sources	1,503,903
Total Revenues		\$110,151,531
Expenditures		
1000	Instruction	64,477,134
2000	Support Services	31,077,298
3000	Operation of Non-Instructional Services	2,046,236
4000	Facilities Acquisition, Construction and Improvement Services	779,870
5110	Debt Service	8,627,349
5130	Refund of Prior Year Revenues / Receipts	11,606
5140	Leases and Other Right-to-Use Arrangements	107,425
Total Expenditures		\$107,126,918
Excess (Deficiency) Of Revenues Over Expenditures		\$3,024,613
Other Financing Sources (Uses)		
9110	Face Value of Bonds Issued	
9120	Proceeds from Refunding of Bonds	
9130	Bond Premiums	
9200	Proceeds from Extended Term Financing, Leases, and Other Right-to-Use Arrangements	961,824
9300	Interfund Transfers - IN	1,020,369
9400	Sale of or Compensation for Loss of Fixed Assets	240,799
9710	Transfers from Component Units	
9720	Transfers from Primary Governments	
9910	Other Financing Sources Not Listed in the 9000 Series	
9990	Insurance Recoveries	9,431
5120	Debt Service – Refunded Bonds	
5150	Bond Discounts	
5200	Interfund Transfers – Out	1,020,369
5300	Transfers Out to Component Units/Primary Governments	
Total Other Financing Sources (Uses)		\$1,212,054

Amounts Expressed in Whole Dollars		<u>General Fund</u> <u>(10)</u>	<u>Student Sponsored</u> <u>Activity Fund</u> <u>(21)</u>	<u>Public Purpose Trust</u> <u>(27)</u>	<u>Other Compt Approved</u> <u>(28)</u>	<u>Athletic / Activity</u> <u>(29)</u>
Special And Extraordinary Items						
9920	Special Items – Gains					
9930	Extraordinary Items – Gains					
5520	Special Items – Losses					
5530	Extraordinary Items – Losses					
Net Change In Fund Balances		\$3,486,290				
Fund Balance						
0001	Fund Balance - Beginning of Fiscal Year	31,210,766				
Fund Balance - End Of Year		\$34,697,056				

Amounts Expressed in Whole Dollars		<u>Capital Reserve (690.</u> <u>1850)</u> <u>(31)</u>	<u>Capital Reserve (1431)</u> <u>(32)</u>	<u>Other Capital Projects</u> <u>Fund</u> <u>(39)</u>	<u>Debt Service</u> <u>(40)</u>	<u>Permanent</u> <u>(90)</u>
Special And Extraordinary Items						
9920	Special Items – Gains					
9930	Extraordinary Items – Gains					
5520	Special Items – Losses					
5530	Extraordinary Items – Losses					
Net Change In Fund Balances			\$749,195	\$1,182		
Fund Balance						
0001	Fund Balance - Beginning of Fiscal Year		10,369,356	1,997		
Fund Balance - End Of Year			\$11,118,551	\$3,179		

Amounts Expressed in Whole Dollars		<u>Total Governmental</u> <u>Funds</u>
Special And Extraordinary Items		
9920	Special Items – Gains	
9930	Extraordinary Items – Gains	
5520	Special Items – Losses	
5530	Extraordinary Items – Losses	
Net Change In Fund Balances		\$4,236,667
Fund Balance		
0001	Fund Balance - Beginning of Fiscal Year	41,582,119
Fund Balance - End Of Year		\$45,818,786

LEA : 120484803 Nazareth Area SD

Printed 11/25/2024 10:28:48 AM

Amounts Expressed in Whole Dollars		<u>Food Service</u> (51)	<u>Child Care</u> <u>Operations</u> (52)	<u>Other Enterprise</u> (58)	<u>TOTAL</u>	<u>Internal Service</u> (60)
Assets And Deferred Outflows Of Resources						
Current Assets						
0100	Cash and Cash Equivalents	2,838,054			2,838,054	
0110	Investments					
0130	Due From Other Funds					
0141	Due From Other Governments					
0142	State Revenue Receivable					
0143	Federal Revenue Receivable					
0146	Due from Primary Government					
0147	Due from Component Unit					
0150	Other Receivables	50			50	
0170	Inventories	119,419			119,419	
0180	Prepaid Expenses (Expenditures)	181			181	
0190	Other Current Assets					
Total Current Assets		\$2,957,704			\$2,957,704	
Noncurrent Assets						
0211	Land					
0212	Site Improvements (Net)					
0220	Buildings and Building Improvements (Net)					
0230	Tangible Property and Intangible Right-To-Use Assets (Net)	184,218			184,218	
0250	Construction in Progress					
0260	Long Term Prepayments					
0290	Other Noncurrent Assets					
Total Noncurrent Assets		\$184,218			\$184,218	
0910	Deferred Outflows of Resources	463,703			463,703	
Total Assets And Deferred Outflows Of Resources		\$3,605,625			\$3,605,625	

LEA : 120484803 Nazareth Area SD

Printed 11/25/2024 10:28:48 AM

Amounts Expressed in Whole Dollars	<u>Food Service</u> <u>(51)</u>	<u>Child Care</u> <u>Operations</u> <u>(52)</u>	<u>Other Enterprise</u> <u>(58)</u>	<u>TOTAL</u>	<u>Internal Service</u> <u>(60)</u>
Liabilities And Deferred Inflows Of Resources And Net Position					
Current Liabilities					
0400 Due to Other Funds	78,248			78,248	
0411 Due to Other Governments					
0413 Due to Component Unit					
0420 Accounts Payable	2,425			2,425	
0430 Contracts Payable					
0440 Current Portion of Long-Term Debt					
0450 Short-Term Payables					
0461 Accrued Salaries and Benefits	42,371			42,371	
0462 Payroll Deductions and Withholding					
0480 Unearned Revenues	62,039			62,039	
0490 Other Current Liabilities	36,199			36,199	
Total Current Liabilities	\$221,282			\$221,282	
Noncurrent Liabilities					
0510 Bonds Payable					
0520 Extended-Term Financing Agreements Payable					
0530 Lease and Other Right-To-Use Obligations					
0540 Accumulated Compensated Absences	64,900			64,900	
0550 Authority Lease Obligations					
0560 Other Post-Employment Benefits (OPEB)	201,008			201,008	
0570 Net Pension Liability	2,806,801			2,806,801	
0599 Other Noncurrent Liabilities					
Total Noncurrent Liabilities	\$3,072,709			\$3,072,709	
Total Liabilities	\$3,293,991			\$3,293,991	
0950 Deferred Inflows of Resources	93,169			93,169	
Net Position					
0791 Net Investment in Capital Assets	184,218			184,218	
0008 Restricted Net Position (0792 – 0798)					
0799 Unrestricted Net Position	34,247			34,247	
Total Net Position	\$218,465			\$218,465	
Total Liabilities And Deferred Inflows Of Resources And Net Position	\$3,605,625			\$3,605,625	

Amounts Expressed in Whole Dollars		<u>Food Service</u> <u>(51)</u>	<u>Child Care Operations</u> <u>(52)</u>	<u>Other Enterprise</u> <u>(58)</u>	<u>TOTAL</u>	<u>Internal Service</u> <u>(60)</u>
Operating Revenues						
6600	Food Service Revenue	1,379,349			1,379,349	
0071	Charges for Services					
0072	Other Operating Revenue	11,466			11,466	
Total Operating Revenues		\$1,390,815			\$1,390,815	
Operating Expenses						
100	Personnel Services – Salaries	852,255			852,255	
200	Personnel Services – Employee Benefits	489,732			489,732	
300	Purchased Professional and Technical Services	7,165			7,165	
400	Purchased Property Services	43,303			43,303	
500	Other Purchased Services	1,180			1,180	
600	Supplies	1,274,938			1,274,938	
740	Depreciation	8,687			8,687	
770	Amortization Expense					
810	Dues and Fees	439			439	
880	Refunds of Prior Years' Receipts					
890	Miscellaneous Expenditures					
Total Operating Expenses		\$2,677,699			\$2,677,699	
Operating Income (Loss)		(\$1,286,884)			(\$1,286,884)	
Non Operating Revenues (Expenses)						
6500	Earnings on Investments	109,364			109,364	
6830	Federal Revenue from Intermediary Sources					
6920	Contributions and Donations from Private Sources					
6930	Gains or Losses on Sale of Fixed Assets					
6991	Refunds of a Prior Year Expenditure					
7000	Revenue from State Sources	547,446			547,446	
8000	Revenue from Federal Sources	1,306,852			1,306,852	
9990	Insurance Recoveries					
820	Claims and Judgments Against the LEA					
830	Interest					
TOTAL Non Operating Revenues (Expenses)		\$1,963,662			\$1,963,662	
Income (Loss) Before Contributions And Transfers		\$676,778			\$676,778	

Amounts Expressed in Whole Dollars	<u>Food Service</u> <u>(51)</u>	<u>Child Care Operations</u> <u>(52)</u>	<u>Other Enterprise</u> <u>(58)</u>	<u>TOTAL</u>	<u>Internal Service</u> <u>(60)</u>
Contributions, Transfers, and Special and Extraordinary Items					
5200 Interfund Transfers – Out					
5300 Transfers Out to Component Units/Primary Governments					
5520 Special Items – Losses					
5530 Extraordinary Items – Losses					
9300 Interfund Transfers - IN					
9500 Capital Contributions	8,379			8,379	
9700 Transfers IN From Component Units/Primary Governments					
9920 Special Items – Gains					
9930 Extraordinary Items – Gains					
Change In Net Position	\$685,157			\$685,157	
0002 Net Position - Beginning of Fiscal Year	(466,692)			(466,692)	
0003 Accounting Changes / Residual Equity Transfers					
Net Position - End Of Year	\$218,465			\$218,465	

LEA : 120484803 Nazareth Area SD

Printed 11/25/2024 10:29:23 AM

Amounts Expressed in Whole Dollars		<u>Food Service</u> <u>(51)</u>	<u>Child Care Operations</u> <u>(52)</u>	<u>Other Enterprise</u> <u>(58)</u>	<u>TOTAL</u>	<u>Internal Service(60)</u>
Cash Flows From Operating Activities						
0011	Cash Receipts From Users	1,424,611			1,424,611	
0012	Cash Receipts From Assessments Made to Other Funds					
0013	Cash Receipts From Earnings on Investments					
0014	Cash Receipts From Other Operating Revenue	34,785			34,785	
0015	Cash Payments To Employees For Services	1,394,837			1,394,837	
0016	Cash Payments For Insurance Claims					
0017	Cash Payments To Suppliers For Goods and Services	1,073,068			1,073,068	
0018	Cash Payments For Other Operating Expenses	439			439	
Net Cash Provided By (Used For) Operating Activities		(\$1,008,948)			(\$1,008,948)	
Cash Flows From Non-Capital Financing Activities						
0021	Receipts From Local Sources - 6000					
0022	Receipts From State Sources - 7000	562,051			562,051	
0023	Receipts From Federal Sources -8000	1,176,606			1,176,606	
0024	Notes and Loans Received (Repaid)					
0025	Interest Paid on Notes/Loans - 5100-830					
0026	Operating Transfers In (Out)/Residual Equity Trans					
0027	Operating Transfers In (Out) Primary Government / Comp Unit					
0028	Receipts From Refund of Prior Year Expenditures - 6991					
0029	Special and Extraordinary Gains (losses)					
0030	Receipts from Insurance Recoveries -9990					
Net Cash Prov By (Used for) Non-Capital Financing Activities		\$1,738,657			\$1,738,657	
Cash Flows From Capital and Related Financing Activities						
0031	Payments For Fac Acq, Const, and Imp - 4000	(5,245)			(5,245)	
0032	Proceeds from Disposal of Capital Assets					
0033	Proceeds From Extended Term Financing - 9200					
0034	Principal Paid on Financing Agreements					
0035	Interest Paid on Financing Agreements - 5100-830					
0036	(Inc) Dec in Contributed Capital	8,379			8,379	
Net Cash Prov By (Used for) Capital and Related Financing Activities		\$3,134			\$3,134	
Cash Flows From Investing Activities						
0041	Earnings on Investments - 6500	109,364			109,364	
0042	Purchase of Inv Securities / Deposits to Inv Pools					
0043	Receipts From Investment Pool Withdrawals					
0044	Proceeds from Sale and Maturity of Inv Securities					

LEA : 120484803 Nazareth Area SD

Printed 11/25/2024 10:29:23 AM

0045 Loans Received (Paid)

Net Cash Prov By (Used for) Investing Activities	\$109,364	\$109,364
--	-----------	-----------

LEA : 120484803 Nazareth Area SD

Printed 11/25/2024 10:29:23 AM

	<u>Food Service</u> <u>(51)</u>	<u>Child Care Operations</u> <u>(52)</u>	<u>Other Enterprise</u> <u>(58)</u>	<u>TOTAL</u>	<u>Internal Service</u> <u>(60)</u>
Net Increase (Decrease) in Cash Flows	842,207			842,207	
0004 Cash and Cash Equivalents Beginning of Year	1,995,847			1,995,847	
Cash and Cash Equivalents at Year End	\$2,838,054			\$2,838,054	
Reconciliation of Operating Income (Loss) To Net Cash Provided by (Used For) Operating Activities					
0005 Operating Income (Loss) per REP	(1,286,884)			(1,286,884)	
Adjustments					
0051 Depreciation and Net Amortization	8,687			8,687	
0052 Provision for Uncollectible Accounts					
0053 Other Adjustments	228,204			228,204	
Effect of Changes in Assets, Liabilities, Deferred Outflows and Deferred Inflows					
0054 (Inc) Dec In Accounts Receivable (0120-0150)	(8,565)			(8,565)	
0055 Advances to Other Funds	127,104			127,104	
0056 (Inc) Dec in Inventories (0170)	(5,724)			(5,724)	
0057 (Inc) Dec in Prepaid Expenses (0180)	(181)			(181)	
0058 (Inc) Dec in Other Current or Noncurrent Assets					
0064 Deferred Outflows (0910)	(80,479)			(80,479)	
0059 Inc (Dec) in Accounts Payable (0400-0450)	862			862	
0060 Inc (Dec) in Accrued Salaries/Benefits (0461)	(23,226)			(23,226)	
0065 Inc (Dec) in Net Pension Liabilities (0570)	(6,683)			(6,683)	
0066 Inc (Dec) in Other Postemp Benefit Oblig (0560)	1,884			1,884	
0061 Inc (Dec) in Payroll Deductions/Withholding (0462)					
0062 Inc (Dec) in Unearned Revenue (0480)	30,176			30,176	
0063 Inc (Dec) in Other Current or Noncurrent Liabilities					
0067 Deferred Inflows (0950)	5,877			5,877	
Total Adjustments	\$277,936			\$277,936	
Cash Provided By (Used for) Total	(\$1,008,948)			(\$1,008,948)	

COMBINED STATEMENT OF CASH FLOWS
SCHEDULE OF NONCASH INVESTING, CAPITAL, AND FINANCING ACTIVITIES

Explanation of Transaction and Balance Sheet Effect	Amount
Total	

LEA : 120484803 Nazareth Area SD

Printed 11/25/2024 10:29:25 AM

Amounts Expressed in Whole Dollars		<u>Private Purpose Trust</u> <u>(71)</u>	<u>Investment Trust</u> <u>(72)</u>	<u>Pension Trust</u> <u>(73)</u>	<u>Student Activity Custodial</u> <u>(81)</u>
Assets And Deferred Outflows Of Resources					
Assets					
0100	Cash and Cash Equivalents	2			211,980
0110	Investments				
0130	Due From Other Funds				2,078
0140	Due from Other Governments, Primary Government and Component Units				
0150	Other Receivables				3,788
0170	Inventories				
0180	Prepaid Expenses (Expenditures)				9,159
0190	Other Current Assets				
0220	Buildings and Building Improvements (Net)				
0230	Tangible Property and Intangible Right-To-Use Assets (Net)				
Total Assets		\$2			\$227,005
0910	Deferred Outflows of Resources				
Total Assets And Deferred Outflows Of Resources		\$2			\$227,005

LEA : 120484803 Nazareth Area SD

Printed 11/25/2024 10:29:25 AM

Amounts Expressed in Whole Dollars		<u>Other Custodial</u> <u>(89)</u>	<u>Fiduciary Component Units</u> <u>(98)</u>	<u>Total Fiduciary Funds</u>
Assets And Deferred Outflows Of Resources				
Assets				
0100	Cash and Cash Equivalents			211,982
0110	Investments			
0130	Due From Other Funds			2,078
0140	Due from Other Governments, Primary Government and Component Units			
0150	Other Receivables			3,788
0170	Inventories			
0180	Prepaid Expenses (Expenditures)			9,159
0190	Other Current Assets			
0220	Buildings and Building Improvements (Net)			
0230	Tangible Property and Intangible Right-To-Use Assets (Net)			
Total Assets				\$227,007
0910	Deferred Outflows of Resources			
Total Assets And Deferred Outflows Of Resources				\$227,007

LEA : 120484803 Nazareth Area SD

Printed 11/25/2024 10:29:25 AM

Amounts Expressed in Whole Dollars		<u>Private Purpose Trust</u> <u>(71)</u>	<u>Investment Trust</u> <u>(72)</u>	<u>Pension Trust</u> <u>(73)</u>	<u>Student Activity Custodial</u> <u>(81)</u>
Liabilities, Deferred Inflows Of Resources And Net Position					
Liabilities					
0400	Due to Other Funds				1,567
0410	Due to Other Governments, Primary Government and Component Units				6,837
0420	Accounts Payable				1,749
0430	Contracts Payable				
0450	Short-Term Payables				
0460	Payroll Accruals and Withholdings				
0480	Unearned Revenues				
0490	Other Current Liabilities				
Total Liabilities					\$10,153
0950	Deferred Inflows of Resources				
Net Position					
0791	Net Investment in Capital Assets				
0009	Restricted Net Position (0792 – 0798)	2			216,852
0799	Unrestricted Net Position				
Total Net Position		\$2			\$216,852
Total Liabilities, Deferred Inflows Of Resources And Net Position		\$2			\$227,005

LEA : 120484803 Nazareth Area SD

Printed 11/25/2024 10:29:25 AM

Amounts Expressed in Whole Dollars		<u>Other Custodial</u> <u>(89)</u>	<u>Fiduciary Component Units</u> <u>(98)</u>	<u>Total Fiduciary Funds</u>
Liabilities, Deferred Inflows Of Resources And Net Position				
Liabilities				
0400	Due to Other Funds			1,567
0410	Due to Other Governments, Primary Government and Component Units			6,837
0420	Accounts Payable			1,749
0430	Contracts Payable			
0450	Short-Term Payables			
0460	Payroll Accruals and Withholdings			
0480	Unearned Revenues			
0490	Other Current Liabilities			
Total Liabilities				\$10,153
0950	Deferred Inflows of Resources			
Net Position				
0791	Net Investment in Capital Assets			
0009	Restricted Net Position (0792 – 0798)			216,854
0799	Unrestricted Net Position			
Total Net Position				\$216,854
Total Liabilities, Deferred Inflows Of Resources And Net Position				\$227,007

LEA : 120484803 Nazareth Area SD

Printed 11/25/2024 10:29:27 AM

Amounts Expressed in Whole Dollars		<u>Private Purpose Trust</u> <u>(71)</u>	<u>Investment Trust</u> <u>(72)</u>	<u>Pension Trust</u> <u>(73)</u>	<u>Student Activity</u> <u>Custodial</u> <u>(81)</u>	<u>Other Custodial</u> <u>(89)</u>	<u>Fiduciary Component</u> <u>Units</u> <u>(98)</u>
Additions							
0091	Gifts and Contributions				292,688		
0095	Net Investment Earnings				1,241		
0092	Other Additions				48,167		
Deductions							
0093	Scholarships Awarded						
0094	Other Deductions				324,082		
Change In Net Position					\$18,014		
0006	Net Position – Beginning of Fiscal Year	2			198,838		
0007	Net Position Held in Trust for Pension Benefits						
Net Position - End of Fiscal Year		\$2			\$216,852		

LEA : 120484803 Nazareth Area SD

Printed 11/25/2024 10:29:27 AM

Amounts Expressed in Whole Dollars		<u>Total Fiduciary</u>
		<u>Funds</u>
Additions		
0091	Gifts and Contributions	292,688
0095	Net Investment Earnings	1,241
0092	Other Additions	48,167
Deductions		
0093	Scholarships Awarded	
0094	Other Deductions	324,082
Change In Net Position		\$18,014
0006	Net Position – Beginning of Fiscal Year	198,840
0007	Net Position Held in Trust for Pension Benefits	
Net Position - End of Fiscal Year		\$216,854

	Revenue Reported In Current Year	Current Year Tax Accrual	Prior Year Tax Accrual	Taxes Collected In Current Year
Revenue from Local Sources				
6111 Current Real Estate Taxes	63,236,471.68			63,236,471.68
6112 Interim Real Estate Taxes	697,988.26	7,625.47	12,471.45	702,834.24
6113 Public Utility Realty Taxes	65,673.90			65,673.90
6114 Payments in Lieu of Current Taxes - State / Local	2,848.25			2,848.25
6151 Current Act 511 Earned Income Taxes	9,394,411.61	63,732.84	66,713.35	9,397,392.12
6153 Current Act 511 Real Estate Transfer Taxes	1,007,685.16	111,087.21	248,458.63	1,145,056.58
6411 Delinquent Real Estate Taxes	1,218,271.89	525,240.58	233,019.74	926,051.05
6500 Earnings on Investments	2,619,617.57			
6700 Revenues from LEA Activities	189,624.31			
6832 Federal IDEA Revenue Received as Pass Through	600,219.34			
6910 Rentals	70,857.50			
6920 Contributions and Donations from Private Sources	196,023.86			
6944 Receipts from Other LEAs in Pennsylvania - Education	10,823.35			
6980 Revenue from Community Services Activities	59,101.19			
6991 Refunds of a Prior Year Expenditure	141,558.17			
6999 Other Revenues Not Specified Above	118,357.93			
TOTAL Revenue from Local Sources	\$79,629,533.97	\$707,686.10	\$560,663.17	\$75,476,327.82

	Revenue Reported In Current Year			
<u>Revenue from State Sources</u>				
7111 Basic Education Funding-Formula	12,271,965.49			
7160 Tuition for Orphans Subsidy	33,448.60			
7271 Special Education funds for School-Aged Pupils	2,513,301.97			
7311 Pupil Transportation Subsidy	1,175,628.14			
7312 Nonpublic and Charter School Pupil Transportation Subsidy	102,025.00			
7320 Rental and Sinking Fund Payments / Building Reimbursement Subsidy	343,538.17			
7330 Health Services (Medical, Dental, Nurse, Act 25)	90,213.19			
7340 State Property Tax Reduction Allocation	2,026,898.97			
7362 School Mental Health & Safety and Security Grants	258,073.61			
7369 Other Safe School Grants	45,000.00			
7505 Ready to Learn Block Grant	476,529.00			
7810 State Share of Social Security and Medicare Taxes	1,612,666.11			
7820 State Share of Retirement Contributions	7,497,617.61			
TOTAL Revenue from State Sources	\$28,446,905.86			

Revenue Reported In Current Year				
Revenue from Federal Sources				
8514 Title I - Improving the Academic Achievement of the Disadvantaged	240,224.00			
8515 Title II - Preparing, Training, and Recruiting High Quality Teachers and Principals	78,811.09			
8517 Title IV - 21st Century Schools	22,125.00			
8744 ARP ESSER - Elementary and Secondary School Emergency Relief Fund	979,227.16			
8752 ARP ESSER Summer Programs	30,365.06			
8810 School-Based Access Medicaid Reimbursement Program (SBAP) Reimbursements (Access)	150,000.00			
8820 Medical Assistance Reimbursement for Administrative Claiming (Quarterly) Program	3,150.27			
TOTAL Revenue from Federal Sources	\$1,503,902.58			

					Revenue Reported In Current Year
<u>Other Financing Sources</u>					
9220	Leases and Other Right-to-Use Arrangements				155,199.54
9290	Other Extended-Term Financing Proceeds				806,624.00
9400	Sale of or Compensation for Loss of Fixed Assets				240,799.25
9990	Insurance Recoveries				9,430.59
TOTAL Other Financing Sources					\$1,212,053.38
TOTAL FROM ALL SOURCES					\$110,792,395.79
			\$707,686.10	\$560,663.17	\$75,476,327.82

LEA : 120484803 Nazareth Area SD

Printed 11/25/2024 10:29:37 AM

	<u>General Fund (10)</u>	<u>Student Sponsored Activity Fund (21)</u>	<u>Public Purpose Trust (27)</u>	<u>Other Compt Approved (28)</u>	<u>Athletic / Activity (29)</u>	<u>Capital Reserve (690, 1850) (31)</u>
6000 Revenue from Local Sources						
6111 Current Real Estate Taxes	63,236,471.68					
6112 Interim Real Estate Taxes	697,988.26					
6113 Public Utility Realty Taxes	65,673.90					
6114 Payments in Lieu of Current Taxes - State / Local	2,848.25					
6151 Current Act 511 Earned Income Taxes	9,394,411.61					
6153 Current Act 511 Real Estate Transfer Taxes	1,007,685.16					
6411 Delinquent Real Estate Taxes	1,218,271.89					
6500 Earnings on Investments	2,619,617.57					
6700 Revenues from LEA Activities	189,624.31					
6832 Federal IDEA Revenue Received as Pass Through	600,219.34					
6910 Rentals	70,857.50					
6920 Contributions and Donations from Private Sources	196,023.86					
6944 Receipts from Other LEAs in Pennsylvania - Education	10,823.35					
6980 Revenue from Community Services Activities	59,101.19					
6991 Refunds of a Prior Year Expenditure	141,558.17					
6999 Other Revenues Not Specified Above	118,357.93					
6000 Total Revenue from Local Sources	\$79,629,533.97					
7000 Revenue from State Sources						
7111 Basic Education Funding-Formula	12,271,965.49					
7160 Tuition for Orphans Subsidy	33,448.60					
7271 Special Education funds for School-Aged Pupils	2,513,301.97					
7311 Pupil Transportation Subsidy	1,175,628.14					
7312 Nonpublic and Charter School Pupil Transportation Subsidy	102,025.00					
7320 Rental and Sinking Fund Payments / Building Reimbursement Subsidy	343,538.17					
7330 Health Services (Medical, Dental, Nurse, Act 25)	90,213.19					
7340 State Property Tax Reduction Allocation	2,026,898.97					
7362 School Mental Health & Safety and Security Grants	258,073.61					
7369 Other Safe School Grants	45,000.00					
7505 Ready to Learn Block Grant	476,529.00					
7810 State Share of Social Security and Medicare Taxes	1,612,666.11					
7820 State Share of Retirement Contributions	7,497,617.61					
7000 Total Revenue from State Sources	\$28,446,905.86					
8000 Revenue from Federal Sources						
8514 Title I - Improving the Academic Achievement of the Disadvantaged	240,224.00					

LEA : 120484803 Nazareth Area SD

Printed 11/25/2024 10:29:37 AM

	<u>Capital Reserve</u> <u>(1431) (32)</u>	<u>Other Capital</u> <u>Projects Fund (39)</u>	<u>Debt Service (40)</u>	<u>Permanent (90)</u>	<u>Total</u>
6000 Revenue from Local Sources					
6111 Current Real Estate Taxes					63,236,471.68
6112 Interim Real Estate Taxes					697,988.26
6113 Public Utility Realty Taxes					65,673.90
6114 Payments in Lieu of Current Taxes - State / Local					2,848.25
6151 Current Act 511 Earned Income Taxes					9,394,411.61
6153 Current Act 511 Real Estate Transfer Taxes					1,007,685.16
6411 Delinquent Real Estate Taxes					1,218,271.89
6500 Earnings on Investments	570,005.76	0.28			3,189,623.61
6700 Revenues from LEA Activities					189,624.31
6832 Federal IDEA Revenue Received as Pass Through					600,219.34
6910 Rentals					70,857.50
6920 Contributions and Donations from Private Sources					196,023.86
6944 Receipts from Other LEAs in Pennsylvania - Education					10,823.35
6980 Revenue from Community Services Activities					59,101.19
6991 Refunds of a Prior Year Expenditure		1,181.53			142,739.70
6999 Other Revenues Not Specified Above					118,357.93
6000 Total Revenue from Local Sources	\$570,005.76	\$1,181.81			\$80,200,721.54
7000 Revenue from State Sources					
7111 Basic Education Funding-Formula					12,271,965.49
7160 Tuition for Orphans Subsidy					33,448.60
7271 Special Education funds for School-Aged Pupils					2,513,301.97
7311 Pupil Transportation Subsidy					1,175,628.14
7312 Nonpublic and Charter School Pupil Transportation Subsidy					102,025.00
7320 Rental and Sinking Fund Payments / Building Reimbursement Subsidy					343,538.17
7330 Health Services (Medical, Dental, Nurse, Act 25)					90,213.19
7340 State Property Tax Reduction Allocation					2,026,898.97
7362 School Mental Health & Safety and Security Grants					258,073.61
7369 Other Safe School Grants					45,000.00
7505 Ready to Learn Block Grant					476,529.00
7810 State Share of Social Security and Medicare Taxes					1,612,666.11
7820 State Share of Retirement Contributions					7,497,617.61
7000 Total Revenue from State Sources					\$28,446,905.86
8000 Revenue from Federal Sources					
8514 Title I - Improving the Academic Achievement of the Disadvantaged					240,224.00

LEA : 120484803 Nazareth Area SD

Printed 11/25/2024 10:29:37 AM

	<u>General Fund (10)</u>	<u>Student Sponsored Activity Fund (21)</u>	<u>Public Purpose Trust (27)</u>	<u>Other Compt Approved (28)</u>	<u>Athletic / Activity (29)</u>	<u>Capital Reserve (690, 1850) (31)</u>
8000 Revenue from Federal Sources						
8515 Title II - Preparing, Training, and Recruiting High Quality Teachers and Principals	78,811.09					
8517 Title IV - 21st Century Schools	22,125.00					
8744 ARP ESSER - Elementary and Secondary School Emergency Relief Fund	979,227.16					
8752 ARP ESSER Summer Programs	30,365.06					
8810 School-Based Access Medicaid Reimbursement Program (SBAP) Reimbursements (Access)	150,000.00					
8820 Medical Assistance Reimbursement for Administrative Claiming (Quarterly) Program	3,150.27					
8000 Total Revenue from Federal Sources	\$1,503,902.58					
9000 Other Financing Sources						
9220 Leases and Other Right-to-Use Arrangements	155,199.54					
9290 Other Extended-Term Financing Proceeds	806,624.00					
9310 General Fund Transfers						
9400 Sale of or Compensation for Loss of Fixed Assets	240,799.25					
9990 Insurance Recoveries	9,430.59					
9000 Total Other Financing Sources	\$1,212,053.38					
Total From All Sources	\$110,792,395.79					

LEA : 120484803 Nazareth Area SD

Printed 11/25/2024 10:29:37 AM

	<u>Capital Reserve</u> <u>(1431) (32)</u>	<u>Other Capital</u> <u>Projects Fund (39)</u>	<u>Debt Service (40)</u>	<u>Permanent (90)</u>	<u>Total</u>
8000 Revenue from Federal Sources					
8515 Title II - Preparing, Training, and Recruiting High Quality Teachers and Principals					78,811.09
8517 Title IV - 21st Century Schools					22,125.00
8744 ARP ESSER - Elementary and Secondary School Emergency Relief Fund					979,227.16
8752 ARP ESSER Summer Programs					30,365.06
8810 School-Based Access Medicaid Reimbursement Program (SBAP) Reimbursements (Access)					150,000.00
8820 Medical Assistance Reimbursement for Administrative Claiming (Quarterly) Program					3,150.27
8000 Total Revenue from Federal Sources					\$1,503,902.58
9000 Other Financing Sources					
9220 Leases and Other Right-to-Use Arrangements					155,199.54
9290 Other Extended-Term Financing Proceeds					806,624.00
9310 General Fund Transfers	1,020,369.17				1,020,369.17
9400 Sale of or Compensation for Loss of Fixed Assets					240,799.25
9990 Insurance Recoveries					9,430.59
9000 Total Other Financing Sources	\$1,020,369.17				\$2,232,422.55
Total From All Sources	\$1,590,374.93	\$1,181.81			\$112,383,952.53

LEA : 120484803 Nazareth Area SD

Printed 11/25/2024 10:29:41 AM

	<u>General Fund (10)</u>	<u>Student Sponsored Activity Fund (21)</u>	<u>Public Purpose Trust (27)</u>	<u>Other Compt Approved (28)</u>	<u>Athletic / Activity (29)</u>	<u>Capital Reserve (690. 1850) (31)</u>
Revenue from Local Sources	79,629,533.97					
Revenue from State Sources	28,446,905.86					
Revenue from Federal Sources	1,503,902.58					
Other Financing Sources	1,212,053.38					
Total From All Sources	\$110,792,395.79					

LEA : 120484803 Nazareth Area SD

Printed 11/25/2024 10:29:41 AM

	<u>Capital Reserve (1431)</u> <u>(32)</u>	<u>Other Capital Projects</u> <u>Fund (39)</u>	<u>Debt Service (40)</u>	<u>Permanent (90)</u>	<u>Total</u>
Revenue from Local Sources	570,005.76	1,181.81			80,200,721.54
Revenue from State Sources					28,446,905.86
Revenue from Federal Sources					1,503,902.58
Other Financing Sources	1,020,369.17				2,232,422.55
Total From All Sources	\$1,590,374.93	\$1,181.81			\$112,383,952.53

LEA : 120484803 Nazareth Area SD

Printed 11/25/2024 10:29:58 AM

General Fund (10)

1000 Instruction		Total
100 <u>Personnel Services – Salaries</u>		
100 Personnel Services – Salaries		31,355,435.10
Total Personnel Services – Salaries		\$31,355,435.10
200 <u>Personnel Services – Employee Benefits</u>		
210 Group Insurance – Contracted Provider		145,583.12
220 Social Security Contributions		2,316,006.19
230 PSERS Retirement Contributions		10,591,438.32
250 Unemployment Compensation		13,226.05
260 Workers' Compensation		87,934.68
270 Group Insurance – Self-Insurance		7,755,524.52
280 Other Post-Employment Benefits (OPEB)		120,969.45
Total Personnel Services – Employee Benefits		\$21,030,682.33
300 <u>Purchased Professional and Technical Services</u>		
322 Professional Educational Services – Ius		3,132,756.08
329 Professional Educational Services – Other		16,684.86
330 Other Professional Services		234,779.47
Total Purchased Professional and Technical Services		\$3,384,220.41
400 <u>Purchased Property Services</u>		
430 Repairs and Maintenance Services		15,176.36
440 Rentals		82,455.69
Total Purchased Property Services		\$97,632.05
500 <u>Other Purchased Services</u>		
510 Student Transportation Services		26,278.20
530 Communications		35.15
561 Tuition To Other School Districts Within the State		86,480.64
562 Tuition To Pennsylvania Charter Schools		2,880,581.45
563 Tuition To Nonpublic Schools		29,112.18
564 Tuition To Career and Technology Centers		1,793,598.32
566 Tuition To Institutions of Higher Education and Technical Institutes		718,228.04
567 Tuition To Approved Private Schools (APS) and PA Chartered Schools for the Deaf and Blind		55,380.36
568 Tuition To Private Residential Rehabilitative Institutions (PRRI) [In-State] and Detention Centers		115,973.86
580 Travel		3,145.90
594 IU Payment By Withholding for Institutionalized Children's Programs – Special Classes		2,900.83
599 Other Miscellaneous Purchased Services		925.00
Total Other Purchased Services		\$5,712,639.93
600 <u>Supplies</u>		
610 General Supplies		552,644.22
630 Food		4,406.20
640 Books and Periodicals		309,509.54
650 Supplies & Fees – Technology Related		920,361.36
Total Supplies		\$1,786,921.32
700 <u>Property</u>		
736 Technology Equipment Lease		155,199.54

LEA : 120484803 Nazareth Area SD

Printed 11/25/2024 10:29:58 AM

General Fund (10)

1000 Instruction		Total
700 <u>Property</u>		
752	Capital Equipment – Original and Additional	42,283.68
756	Capitalized Technology Equipment – Original	834,391.79
762	Capitalized Equipment - Replacement	37,273.70
Total Property		\$1,069,148.71
800 <u>Other Objects</u>		
810	Dues and Fees	12,028.43
820	Claims and Judgments Against the LEA	26,990.67
890	Miscellaneous Expenditures	1,435.00
Total Other Objects		\$40,454.10
Total 1000 Instruction		\$64,477,133.95

LEA : 120484803 Nazareth Area SD

Printed 11/25/2024 10:29:58 AM

General Fund (10)

1100 Regular Programs – Elementary / Secondary

	Elementary	Secondary	Federal	Total
100 <u>Personnel Services – Salaries</u>				
100 Personnel Services – Salaries	14,142,427.39	10,558,324.57	647,600.23	25,348,352.19
Total Personnel Services – Salaries	\$14,142,427.39	\$10,558,324.57	\$647,600.23	\$25,348,352.19
200 <u>Personnel Services – Employee Benefits</u>				
210 Group Insurance – Contracted Provider	67,883.23	50,004.57	1,598.18	119,485.98
220 Social Security Contributions	1,061,566.00	782,361.33	25,766.24	1,869,693.57
230 PSERS Retirement Contributions	4,900,475.72	3,577,764.85	59,069.26	8,537,309.83
250 Unemployment Compensation	9,436.87	3,789.18		13,226.05
260 Workers' Compensation	35,670.07	35,670.07		71,340.14
270 Group Insurance – Self-Insurance	3,201,542.91	2,315,963.34	178,196.66	5,695,702.91
280 Other Post-Employment Benefits (OPEB)	74,323.63	46,645.82		120,969.45
Total Personnel Services – Employee Benefits	\$9,350,898.43	\$6,812,199.16	\$264,630.34	\$16,427,727.93
300 <u>Purchased Professional and Technical Services</u>				
322 Professional Educational Services – Ius	60,002.00	60,002.00		120,004.00
329 Professional Educational Services – Other	13,443.61	3,241.25		16,684.86
Total Purchased Professional and Technical Services	\$73,445.61	\$63,243.25		\$136,688.86
400 <u>Purchased Property Services</u>				
430 Repairs and Maintenance Services	3,664.73	11,511.63		15,176.36
440 Rentals	46,198.08	35,651.40		81,849.48
Total Purchased Property Services	\$49,862.81	\$47,163.03		\$97,025.84
500 <u>Other Purchased Services</u>				
510 Student Transportation Services	8,005.76	14,498.23		22,503.99
561 Tuition To Other School Districts Within the State		1,759.62		1,759.62
562 Tuition To Pennsylvania Charter Schools	636,697.65	1,043,411.12		1,680,108.77
580 Travel	289.39	869.00		1,158.39
599 Other Miscellaneous Purchased Services	925.00			925.00
Total Other Purchased Services	\$645,917.80	\$1,060,537.97		\$1,706,455.77
600 <u>Supplies</u>				
610 General Supplies	271,569.26	225,120.14		496,689.40
630 Food	2,944.80	816.96		3,761.76
640 Books and Periodicals	153,770.01	135,201.58		288,971.59
650 Supplies & Fees – Technology Related	403,254.89	409,312.54	13,867.25	826,434.68
Total Supplies	\$831,538.96	\$770,451.22	\$13,867.25	\$1,615,857.43
700 <u>Property</u>				
736 Technology Equipment Lease	77,599.77	77,599.77		155,199.54
752 Capital Equipment – Original and Additional	3,242.24	13,891.28		17,133.52
756 Capitalized Technology Equipment – Original	413,545.35	413,545.34		827,090.69
762 Capitalized Equipment - Replacement	18,636.85	18,636.85		37,273.70
Total Property	\$513,024.21	\$523,673.24		\$1,036,697.45
800 <u>Other Objects</u>				
810 Dues and Fees	1,012.01	9,145.59		10,157.60

LEA : 120484803 Nazareth Area SD

Printed 11/25/2024 10:29:58 AM

General Fund (10)

1100 Regular Programs – Elementary / Secondary	<u>Elementary</u>	<u>Secondary</u>	<u>Federal</u>	<u>Total</u>
800 <u>Other Objects</u>				
890 Miscellaneous Expenditures	850.00	585.00		1,435.00
Total Other Objects	\$1,862.01	\$9,730.59		\$11,592.60
Total 1100 Regular Programs – Elementary / Secondary	\$25,608,977.22	\$19,845,323.03	\$926,097.82	\$46,380,398.07

LEA : 120484803 Nazareth Area SD

Printed 11/25/2024 10:29:58 AM

General Fund (10)

1110 Regular Programs

	Elementary	Secondary	Federal	Total
100 <u>Personnel Services – Salaries</u>				
100 Personnel Services – Salaries	14,142,427.39	10,558,324.57	406,890.94	25,107,642.90
Total Personnel Services – Salaries	\$14,142,427.39	\$10,558,324.57	\$406,890.94	\$25,107,642.90
200 <u>Personnel Services – Employee Benefits</u>				
210 Group Insurance – Contracted Provider	67,883.23	50,004.57	663.88	118,551.68
220 Social Security Contributions	1,061,566.00	782,361.33	9,994.77	1,853,922.10
230 PSERS Retirement Contributions	4,900,475.72	3,577,764.85	22,823.27	8,501,063.84
250 Unemployment Compensation	9,436.87	3,789.18		13,226.05
260 Workers' Compensation	35,670.07	35,670.07		71,340.14
270 Group Insurance – Self-Insurance	3,201,542.91	2,315,963.34	135,139.62	5,652,645.87
280 Other Post-Employment Benefits (OPEB)	74,323.63	46,645.82		120,969.45
Total Personnel Services – Employee Benefits	\$9,350,898.43	\$6,812,199.16	\$168,621.54	\$16,331,719.13
300 <u>Purchased Professional and Technical Services</u>				
322 Professional Educational Services – Ius	60,002.00	60,002.00		120,004.00
329 Professional Educational Services – Other	13,443.61	3,241.25		16,684.86
Total Purchased Professional and Technical Services	\$73,445.61	\$63,243.25		\$136,688.86
400 <u>Purchased Property Services</u>				
430 Repairs and Maintenance Services	3,664.73	11,511.63		15,176.36
440 Rentals	46,198.08	35,651.40		81,849.48
Total Purchased Property Services	\$49,862.81	\$47,163.03		\$97,025.84
500 <u>Other Purchased Services</u>				
510 Student Transportation Services	8,005.76	14,498.23		22,503.99
561 Tuition To Other School Districts Within the State		1,759.62		1,759.62
562 Tuition To Pennsylvania Charter Schools	636,697.65	1,043,411.12		1,680,108.77
580 Travel	289.39	869.00		1,158.39
599 Other Miscellaneous Purchased Services	925.00			925.00
Total Other Purchased Services	\$645,917.80	\$1,060,537.97		\$1,706,455.77
600 <u>Supplies</u>				
610 General Supplies	271,569.26	225,120.14		496,689.40
630 Food	2,944.80	816.96		3,761.76
640 Books and Periodicals	153,770.01	135,201.58		288,971.59
650 Supplies & Fees – Technology Related	403,254.89	409,312.54	13,867.25	826,434.68
Total Supplies	\$831,538.96	\$770,451.22	\$13,867.25	\$1,615,857.43
700 <u>Property</u>				
736 Technology Equipment Lease	77,599.77	77,599.77		155,199.54
752 Capital Equipment – Original and Additional	3,242.24	13,891.28		17,133.52
756 Capitalized Technology Equipment – Original	413,545.35	413,545.34		827,090.69
762 Capitalized Equipment - Replacement	18,636.85	18,636.85		37,273.70
Total Property	\$513,024.21	\$523,673.24		\$1,036,697.45
800 <u>Other Objects</u>				
810 Dues and Fees	1,012.01	9,145.59		10,157.60

LEA : 120484803 Nazareth Area SD

Printed 11/25/2024 10:29:58 AM

General Fund (10)

1110 Regular Programs

800 Other Objects

890 Miscellaneous Expenditures	Elementary	Secondary	Federal	Total
	850.00	585.00		1,435.00
Total Other Objects	\$1,862.01	\$9,730.59		\$11,592.60
Total 1110 Regular Programs	\$25,608,977.22	\$19,845,323.03	\$589,379.73	\$46,043,679.98

LEA : 120484803 Nazareth Area SD

Printed 11/25/2024 10:29:58 AM

General Fund (10)

1190 Federally-Funded Regular Programs	<u>Elementary</u>	<u>Secondary</u>	<u>Federal</u>	<u>Total</u>
100 <u>Personnel Services – Salaries</u>				
100 Personnel Services – Salaries			240,709.29	240,709.29
Total Personnel Services – Salaries			\$240,709.29	\$240,709.29
200 <u>Personnel Services – Employee Benefits</u>				
210 Group Insurance – Contracted Provider			934.30	934.30
220 Social Security Contributions			15,771.47	15,771.47
230 PSERS Retirement Contributions			36,245.99	36,245.99
270 Group Insurance – Self-Insurance			43,057.04	43,057.04
Total Personnel Services – Employee Benefits			\$96,008.80	\$96,008.80
Total 1190 Federally-Funded Regular Programs			\$336,718.09	\$336,718.09

LEA : 120484803 Nazareth Area SD

Printed 11/25/2024 10:29:58 AM

General Fund (10)

1200 Special Programs – Elementary / Secondary

	Elementary	Secondary	Federal	Total
100 <u>Personnel Services – Salaries</u>				
100 Personnel Services – Salaries	2,601,290.42	2,701,281.88	673,376.02	5,975,948.32
Total Personnel Services – Salaries	\$2,601,290.42	\$2,701,281.88	\$673,376.02	\$5,975,948.32
200 <u>Personnel Services – Employee Benefits</u>				
210 Group Insurance – Contracted Provider	12,632.37	12,916.95	547.82	26,097.14
220 Social Security Contributions	203,166.05	202,514.16	38,250.54	443,930.75
230 PSERS Retirement Contributions	973,451.46	982,406.26	87,516.94	2,043,374.66
260 Workers' Compensation	8,297.27	8,297.27		16,594.54
270 Group Insurance – Self-Insurance	955,243.97	993,465.88	111,111.76	2,059,821.61
Total Personnel Services – Employee Benefits	\$2,152,791.12	\$2,199,600.52	\$237,427.06	\$4,589,818.70
300 <u>Purchased Professional and Technical Services</u>				
322 Professional Educational Services – lus	267,905.78	2,740,480.31		3,008,386.09
330 Other Professional Services	102,427.16	132,214.35		234,641.51
Total Purchased Professional and Technical Services	\$370,332.94	\$2,872,694.66		\$3,243,027.60
400 <u>Purchased Property Services</u>				
440 Rentals	21.80	584.41		606.21
Total Purchased Property Services	\$21.80	\$584.41		\$606.21
500 <u>Other Purchased Services</u>				
510 Student Transportation Services	3,174.00	600.21		3,774.21
530 Communications	17.58	17.57		35.15
561 Tuition To Other School Districts Within the State	56,546.62	28,174.40		84,721.02
562 Tuition To Pennsylvania Charter Schools	269,781.27	930,691.41		1,200,472.68
563 Tuition To Nonpublic Schools	10,852.59	18,259.59		29,112.18
567 Tuition To Approved Private Schools (APS) and PA Chartered Schools for the Deaf and Blind	27,690.18	27,690.18		55,380.36
568 Tuition To Private Residential Rehabilitative Institutions (PRRI) [In-State] and Detention Centers	1,242.68	1,242.68		2,485.36
580 Travel	993.76	993.75		1,987.51
594 IU Payment By Withholding for Institutionalized Children’s Programs – Special Classes	1,450.42	1,450.41		2,900.83
Total Other Purchased Services	\$371,749.10	\$1,009,120.20		\$1,380,869.30
600 <u>Supplies</u>				
610 General Supplies	16,417.95	14,065.98	24,049.63	54,533.56
640 Books and Periodicals	10,165.66	10,372.29		20,537.95
650 Supplies & Fees – Technology Related	42,553.18	42,553.17	8,820.33	93,926.68
Total Supplies	\$69,136.79	\$66,991.44	\$32,869.96	\$168,998.19
700 <u>Property</u>				
752 Capital Equipment – Original and Additional	10,236.58	10,236.58	4,677.00	25,150.16
756 Capitalized Technology Equipment – Original			7,301.10	7,301.10
Total Property	\$10,236.58	\$10,236.58	\$11,978.10	\$32,451.26
800 <u>Other Objects</u>				
810 Dues and Fees	935.42	935.41		1,870.83
820 Claims and Judgments Against the LEA	13,495.34	13,495.33		26,990.67
Total Other Objects	\$14,430.76	\$14,430.74		\$28,861.50
Total 1200 Special Programs – Elementary / Secondary	\$5,589,989.51	\$8,874,940.43	\$955,651.14	\$15,420,581.08

LEA : 120484803 Nazareth Area SD

Printed 11/25/2024 10:29:58 AM

General Fund (10)

1220 Sensory Support	Elementary	Secondary	Federal	Total
100 <u>Personnel Services – Salaries</u>				
100 Personnel Services – Salaries	227,320.84	64,492.53		291,813.37
Total Personnel Services – Salaries	\$227,320.84	\$64,492.53		\$291,813.37
200 <u>Personnel Services – Employee Benefits</u>				
210 Group Insurance – Contracted Provider	1,220.96	331.96		1,552.92
220 Social Security Contributions	16,659.10	4,793.03		21,452.13
230 PSERS Retirement Contributions	77,289.08	21,927.56		99,216.64
270 Group Insurance – Self-Insurance	61,003.08	21,667.88		82,670.96
Total Personnel Services – Employee Benefits	\$156,172.22	\$48,720.43		\$204,892.65
300 <u>Purchased Professional and Technical Services</u>				
330 Other Professional Services		100.00		100.00
Total Purchased Professional and Technical Services		\$100.00		\$100.00
400 <u>Purchased Property Services</u>				
440 Rentals	1.52			1.52
Total Purchased Property Services	\$1.52			\$1.52
500 <u>Other Purchased Services</u>				
561 Tuition To Other School Districts Within the State	808.01	808.00		1,616.01
Total Other Purchased Services	\$808.01	\$808.00		\$1,616.01
600 <u>Supplies</u>				
610 General Supplies	1,234.81	808.00		2,042.81
Total Supplies	\$1,234.81	\$808.00		\$2,042.81
800 <u>Other Objects</u>				
810 Dues and Fees	506.00	506.00		1,012.00
Total Other Objects	\$506.00	\$506.00		\$1,012.00
Total 1220 Sensory Support	\$386,043.40	\$115,434.96		\$501,478.36

LEA : 120484803 Nazareth Area SD

Printed 11/25/2024 10:29:58 AM

General Fund (10)

1230 Emotional Support

	<u>Elementary</u>	<u>Secondary</u>	<u>Federal</u>	<u>Total</u>
100 <u>Personnel Services – Salaries</u>				
100 Personnel Services – Salaries	215,695.42	244,918.32	147,911.88	608,525.62
Total Personnel Services – Salaries	\$215,695.42	\$244,918.32	\$147,911.88	\$608,525.62
200 <u>Personnel Services – Employee Benefits</u>				
210 Group Insurance – Contracted Provider	1,132.80	1,632.08		2,764.88
220 Social Security Contributions	19,777.97	19,012.93	6,163.80	44,954.70
230 PSERS Retirement Contributions	90,416.74	101,701.35	14,780.63	206,898.72
270 Group Insurance – Self-Insurance	55,970.42	58,928.43	30,584.07	145,482.92
Total Personnel Services – Employee Benefits	\$167,297.93	\$181,274.79	\$51,528.50	\$400,101.22
400 <u>Purchased Property Services</u>				
440 Rentals	0.03	0.25		0.28
Total Purchased Property Services	\$0.03	\$0.25		\$0.28
Total 1230 Emotional Support	\$382,993.38	\$426,193.36	\$199,440.38	\$1,008,627.12

LEA : 120484803 Nazareth Area SD

Printed 11/25/2024 10:29:58 AM

General Fund (10)

1240 Academic Support

	<u>Elementary</u>	<u>Secondary</u>	<u>Federal</u>	<u>Total</u>
100 <u>Personnel Services – Salaries</u>				
100 Personnel Services – Salaries	2,098,351.98	2,389,999.53	525,464.14	5,013,815.65
Total Personnel Services – Salaries	\$2,098,351.98	\$2,389,999.53	\$525,464.14	\$5,013,815.65
200 <u>Personnel Services – Employee Benefits</u>				
210 Group Insurance – Contracted Provider	10,278.61	10,952.91	270.78	21,502.30
220 Social Security Contributions	162,207.83	178,565.05	32,086.74	372,859.62
230 PSERS Retirement Contributions	785,390.83	858,141.04	72,736.31	1,716,268.18
270 Group Insurance – Self-Insurance	838,270.47	912,869.57	58,091.41	1,809,231.45
Total Personnel Services – Employee Benefits	\$1,796,147.74	\$1,960,528.57	\$163,185.24	\$3,919,861.55
400 <u>Purchased Property Services</u>				
440 Rentals	20.25	160.15		180.40
Total Purchased Property Services	\$20.25	\$160.15		\$180.40
500 <u>Other Purchased Services</u>				
510 Student Transportation Services	3,174.00	600.21		3,774.21
Total Other Purchased Services	\$3,174.00	\$600.21		\$3,774.21
600 <u>Supplies</u>				
610 General Supplies	875.23	1,217.28		2,092.51
640 Books and Periodicals		206.64		206.64
650 Supplies & Fees – Technology Related			8,820.33	8,820.33
Total Supplies	\$875.23	\$1,423.92	\$8,820.33	\$11,119.48
Total 1240 Academic Support	\$3,898,569.20	\$4,352,712.38	\$697,469.71	\$8,948,751.29

LEA : 120484803 Nazareth Area SD

Printed 11/25/2024 10:29:58 AM

General Fund (10)

1241 Learning Support – Public	Elementary	Secondary	Federal	Total
100 <u>Personnel Services – Salaries</u>				
100 Personnel Services – Salaries	1,846,564.72	2,029,786.62	525,464.14	4,401,815.48
Total Personnel Services – Salaries	\$1,846,564.72	\$2,029,786.62	\$525,464.14	\$4,401,815.48
200 <u>Personnel Services – Employee Benefits</u>				
210 Group Insurance – Contracted Provider	9,118.47	9,388.37	270.78	18,777.62
220 Social Security Contributions	143,427.94	151,518.06	32,086.74	327,032.74
230 PSERS Retirement Contributions	699,926.86	735,736.73	72,736.31	1,508,399.90
270 Group Insurance – Self-Insurance	786,350.67	843,901.49	58,091.41	1,688,343.57
Total Personnel Services – Employee Benefits	\$1,638,823.94	\$1,740,544.65	\$163,185.24	\$3,542,553.83
400 <u>Purchased Property Services</u>				
440 Rentals	20.25	160.15		180.40
Total Purchased Property Services	\$20.25	\$160.15		\$180.40
500 <u>Other Purchased Services</u>				
510 Student Transportation Services		600.21		600.21
Total Other Purchased Services		\$600.21		\$600.21
600 <u>Supplies</u>				
610 General Supplies	775.23	761.27		1,536.50
650 Supplies & Fees – Technology Related			882.42	882.42
Total Supplies	\$775.23	\$761.27	\$882.42	\$2,418.92
Total 1241 Learning Support – Public	\$3,486,184.14	\$3,771,852.90	\$689,531.80	\$7,947,568.84

LEA : 120484803 Nazareth Area SD

Printed 11/25/2024 10:29:58 AM

General Fund (10)

1243 Gifted Support

	<u>Elementary</u>	<u>Secondary</u>	<u>Federal</u>	<u>Total</u>
100 <u>Personnel Services – Salaries</u>				
100 Personnel Services – Salaries	251,787.26	360,212.91		612,000.17
Total Personnel Services – Salaries	\$251,787.26	\$360,212.91		\$612,000.17
200 <u>Personnel Services – Employee Benefits</u>				
210 Group Insurance – Contracted Provider	1,160.14	1,564.54		2,724.68
220 Social Security Contributions	18,779.89	27,046.99		45,826.88
230 PSERS Retirement Contributions	85,463.97	122,404.31		207,868.28
270 Group Insurance – Self-Insurance	51,919.80	68,968.08		120,887.88
Total Personnel Services – Employee Benefits	\$157,323.80	\$219,983.92		\$377,307.72
500 <u>Other Purchased Services</u>				
510 Student Transportation Services	3,174.00			3,174.00
Total Other Purchased Services	\$3,174.00			\$3,174.00
600 <u>Supplies</u>				
610 General Supplies	100.00	456.01		556.01
640 Books and Periodicals		206.64		206.64
650 Supplies & Fees – Technology Related			7,937.91	7,937.91
Total Supplies	\$100.00	\$662.65	\$7,937.91	\$8,700.56
Total 1243 Gifted Support	\$412,385.06	\$580,859.48	\$7,937.91	\$1,001,182.45

LEA : 120484803 Nazareth Area SD

Printed 11/25/2024 10:29:58 AM

General Fund (10)

1270 Multi-Handicapped Support	<u>Elementary</u>	<u>Secondary</u>	<u>Federal</u>	<u>Total</u>
300 <u>Purchased Professional and Technical Services</u>				
322 Professional Educational Services – lus	257,071.90	257,071.90		514,143.80
Total Purchased Professional and Technical Services	\$257,071.90	\$257,071.90		\$514,143.80
600 <u>Supplies</u>				
610 General Supplies	405.94	405.94		811.88
Total Supplies	\$405.94	\$405.94		\$811.88
Total 1270 Multi-Handicapped Support	\$257,477.84	\$257,477.84		\$514,955.68

LEA : 120484803 Nazareth Area SD

Printed 11/25/2024 10:29:58 AM

General Fund (10)

1280 Early Intervention Support	<u>Elementary</u>	<u>Secondary</u>	<u>Federal</u>	<u>Total</u>
300 <u>Purchased Professional and Technical Services</u>				
322 Professional Educational Services – lus	9,516.89			9,516.89
Total Purchased Professional and Technical Services	\$9,516.89			\$9,516.89
Total 1280 Early Intervention Support	\$9,516.89			\$9,516.89

LEA : 120484803 Nazareth Area SD

Printed 11/25/2024 10:29:58 AM

General Fund (10)

1290 Special Programs - Other Support	Elementary	Secondary	Federal	Total
100 <u>Personnel Services – Salaries</u>				
100 Personnel Services – Salaries	59,922.18	1,871.50		61,793.68
Total Personnel Services – Salaries	\$59,922.18	\$1,871.50		\$61,793.68
200 <u>Personnel Services – Employee Benefits</u>				
210 Group Insurance – Contracted Provider			277.04	277.04
220 Social Security Contributions	4,521.15	143.15		4,664.30
230 PSERS Retirement Contributions	20,354.81	636.31		20,991.12
260 Workers' Compensation	8,297.27	8,297.27		16,594.54
270 Group Insurance – Self-Insurance			22,436.28	22,436.28
Total Personnel Services – Employee Benefits	\$33,173.23	\$9,076.73	\$22,713.32	\$64,963.28
300 <u>Purchased Professional and Technical Services</u>				
322 Professional Educational Services – lus	1,316.99	2,483,408.41		2,484,725.40
330 Other Professional Services	102,427.16	132,114.35		234,541.51
Total Purchased Professional and Technical Services	\$103,744.15	\$2,615,522.76		\$2,719,266.91
400 <u>Purchased Property Services</u>				
440 Rentals		424.01		424.01
Total Purchased Property Services		\$424.01		\$424.01
500 <u>Other Purchased Services</u>				
530 Communications	17.58	17.57		35.15
561 Tuition To Other School Districts Within the State	55,738.61	27,366.40		83,105.01
562 Tuition To Pennsylvania Charter Schools	269,781.27	930,691.41		1,200,472.68
563 Tuition To Nonpublic Schools	10,852.59	18,259.59		29,112.18
567 Tuition To Approved Private Schools (APS) and PA Chartered Schools for the Deaf and Blind	27,690.18	27,690.18		55,380.36
568 Tuition To Private Residential Rehabilitative Institutions (PRRI) [In-State] and Detention Centers	1,242.68	1,242.68		2,485.36
580 Travel	993.76	993.75		1,987.51
594 IU Payment By Withholding for Institutionalized Children's Programs – Special Classes	1,450.42	1,450.41		2,900.83
Total Other Purchased Services	\$367,767.09	\$1,007,711.99		\$1,375,479.08
600 <u>Supplies</u>				
610 General Supplies	13,901.97	11,634.76	24,049.63	49,586.36
640 Books and Periodicals	10,165.66	10,165.65		20,331.31
650 Supplies & Fees – Technology Related	42,553.18	42,553.17		85,106.35
Total Supplies	\$66,620.81	\$64,353.58	\$24,049.63	\$155,024.02
700 <u>Property</u>				
752 Capital Equipment – Original and Additional	10,236.58	10,236.58	4,677.00	25,150.16
756 Capitalized Technology Equipment – Original			7,301.10	7,301.10
Total Property	\$10,236.58	\$10,236.58	\$11,978.10	\$32,451.26
800 <u>Other Objects</u>				
810 Dues and Fees	429.42	429.41		858.83
820 Claims and Judgments Against the LEA	13,495.34	13,495.33		26,990.67
Total Other Objects	\$13,924.76	\$13,924.74		\$27,849.50
Total 1290 Special Programs - Other Support	\$655,388.80	\$3,723,121.89	\$58,741.05	\$4,437,251.74

LEA : 120484803 Nazareth Area SD

Printed 11/25/2024 10:29:58 AM

General Fund (10)

1300 Vocational Education

<u>Elementary</u>	<u>Secondary</u>	<u>Federal</u>	<u>Total</u>
-------------------	------------------	----------------	--------------

500 Other Purchased Services

564 Tuition To Career and Technology Centers	1,793,598.32		1,793,598.32
--	--------------	--	--------------

Total Other Purchased Services	\$1,793,598.32		\$1,793,598.32
---------------------------------------	-----------------------	--	-----------------------

Total 1300 Vocational Education	\$1,793,598.32		\$1,793,598.32
--	-----------------------	--	-----------------------

LEA : 120484803 Nazareth Area SD

Printed 11/25/2024 10:29:58 AM

General Fund (10)				
1400 Other Instructional Programs – Elementary / Secondary	<u>Elementary</u>	<u>Secondary</u>	<u>Federal</u>	<u>Total</u>
100 <u>Personnel Services – Salaries</u>				
100 Personnel Services – Salaries	5,459.01	4,593.12	21,082.46	31,134.59
Total Personnel Services – Salaries	\$5,459.01	\$4,593.12	\$21,082.46	\$31,134.59
200 <u>Personnel Services – Employee Benefits</u>				
220 Social Security Contributions	521.61	351.38	1,508.88	2,381.87
230 PSERS Retirement Contributions	6,027.76	3,049.59	1,676.48	10,753.83
Total Personnel Services – Employee Benefits	\$6,549.37	\$3,400.97	\$3,185.36	\$13,135.70
300 <u>Purchased Professional and Technical Services</u>				
330 Other Professional Services	62.01	75.95		137.96
Total Purchased Professional and Technical Services	\$62.01	\$75.95		\$137.96
500 <u>Other Purchased Services</u>				
568 Tuition To Private Residential Rehabilitative Institutions (PRRI) [In-State] and Detention Centers	42,568.50	70,920.00		113,488.50
Total Other Purchased Services	\$42,568.50	\$70,920.00		\$113,488.50
600 <u>Supplies</u>				
610 General Supplies	1,160.17	261.09		1,421.26
630 Food			644.44	644.44
Total Supplies	\$1,160.17	\$261.09	\$644.44	\$2,065.70
Total 1400 Other Instructional Programs – Elementary / Secondary	\$55,799.06	\$79,251.13	\$24,912.26	\$159,962.45

LEA : 120484803 Nazareth Area SD

Printed 11/25/2024 10:29:58 AM

General Fund (10)

1410 Drivers' Education

	<u>Elementary</u>	<u>Secondary</u>	<u>Federal</u>	<u>Total</u>
300 <u>Purchased Professional and Technical Services</u>				
330 Other Professional Services		75.95		75.95
Total Purchased Professional and Technical Services		\$75.95		\$75.95
Total 1410 Drivers' Education		\$75.95		\$75.95

LEA : 120484803 Nazareth Area SD

Printed 11/25/2024 10:29:58 AM

General Fund (10)

1420 Summer School	<u>Elementary</u>	<u>Secondary</u>	<u>Federal</u>	<u>Total</u>
100 <u>Personnel Services – Salaries</u>				
100 Personnel Services – Salaries	3,275.80		21,082.46	24,358.26
Total Personnel Services – Salaries	\$3,275.80		\$21,082.46	\$24,358.26
200 <u>Personnel Services – Employee Benefits</u>				
220 Social Security Contributions	354.60		1,508.88	1,863.48
230 PSERS Retirement Contributions	5,285.47	1,374.84	1,676.48	8,336.79
Total Personnel Services – Employee Benefits	\$5,640.07	\$1,374.84	\$3,185.36	\$10,200.27
600 <u>Supplies</u>				
610 General Supplies	1,160.17	261.09		1,421.26
630 Food			644.44	644.44
Total Supplies	\$1,160.17	\$261.09	\$644.44	\$2,065.70
Total 1420 Summer School	\$10,076.04	\$1,635.93	\$24,912.26	\$36,624.23

LEA : 120484803 Nazareth Area SD

Printed 11/25/2024 10:29:58 AM

General Fund (10)

1430 Homebound Instruction	<u>Elementary</u>	<u>Secondary</u>	<u>Federal</u>	<u>Total</u>
100 <u>Personnel Services – Salaries</u>				
100 Personnel Services – Salaries	2,183.21	4,593.12		6,776.33
Total Personnel Services – Salaries	\$2,183.21	\$4,593.12		\$6,776.33
200 <u>Personnel Services – Employee Benefits</u>				
220 Social Security Contributions	167.01	351.38		518.39
230 PSERS Retirement Contributions	742.29	1,674.75		2,417.04
Total Personnel Services – Employee Benefits	\$909.30	\$2,026.13		\$2,935.43
Total 1430 Homebound Instruction	\$3,092.51	\$6,619.25		\$9,711.76

LEA : 120484803 Nazareth Area SD

Printed 11/25/2024 10:29:58 AM

General Fund (10)

1440 Alternative Regular Education Programs	<u>Elementary</u>	<u>Secondary</u>	<u>Federal</u>	<u>Total</u>
500 <u>Other Purchased Services</u>				
568 Tuition To Private Residential Rehabilitative Institutions (PRRI) [In-State] and Detention Centers	42,568.50	70,920.00		113,488.50
Total Other Purchased Services	\$42,568.50	\$70,920.00		\$113,488.50
Total 1440 Alternative Regular Education Programs	\$42,568.50	\$70,920.00		\$113,488.50

LEA : 120484803 Nazareth Area SD

Printed 11/25/2024 10:29:58 AM

General Fund (10)				
1442 Alternative Education Programs	<u>Elementary</u>	<u>Secondary</u>	<u>Federal</u>	<u>Total</u>
500 <u>Other Purchased Services</u>				
568 Tuition To Private Residential Rehabilitative Institutions (PRRI) [In-State] and Detention Centers	42,568.50	70,920.00		113,488.50
Total Other Purchased Services	\$42,568.50	\$70,920.00		\$113,488.50
Total 1442 Alternative Education Programs	\$42,568.50	\$70,920.00		\$113,488.50

LEA : 120484803 Nazareth Area SD

Printed 11/25/2024 10:29:58 AM

General Fund (10)

1490 Additional Other Instructional Programs	<u>Elementary</u>	<u>Secondary</u>	<u>Federal</u>	<u>Total</u>
300 <u>Purchased Professional and Technical Services</u>				
330 Other Professional Services	62.01			62.01
Total Purchased Professional and Technical Services	\$62.01			\$62.01
Total 1490 Additional Other Instructional Programs	\$62.01			\$62.01

LEA : 120484803 Nazareth Area SD

Printed 11/25/2024 10:29:58 AM

General Fund (10)

1500 Nonpublic School Programs

	<u>Elementary</u>	<u>Secondary</u>	<u>Federal</u>	<u>Total</u>
300 <u>Purchased Professional and Technical Services</u>				
322 Professional Educational Services – lus			4,142.00	4,365.99
Total Purchased Professional and Technical Services			\$4,142.00	\$4,365.99
Total 1500 Nonpublic School Programs			\$4,142.00	\$4,365.99

LEA : 120484803 Nazareth Area SD

Printed 11/25/2024 10:29:58 AM

General Fund (10)

1600 Adult Education Programs

<u>Elementary</u>	<u>Secondary</u>	<u>Federal</u>	<u>Total</u>
-------------------	------------------	----------------	--------------

500 Other Purchased Services

566 Tuition To Institutions of Higher Education and Technical Institutes			718,228.04
--	--	--	------------

Total Other Purchased Services			\$718,228.04
---------------------------------------	--	--	---------------------

Total 1600 Adult Education Programs			\$718,228.04
--	--	--	---------------------

LEA : 120484803 Nazareth Area SD

Printed 11/25/2024 10:30:23 AM

General Fund (10)

2000 Support Services

Total

100	<u>Personnel Services – Salaries</u>	
100	Personnel Services – Salaries	12,401,989.70
Total Personnel Services – Salaries		\$12,401,989.70
200	<u>Personnel Services – Employee Benefits</u>	
210	Group Insurance – Contracted Provider	70,989.85
220	Social Security Contributions	915,067.95
230	PSERS Retirement Contributions	4,170,503.49
240	Tuition Reimbursement	130,037.86
260	Workers' Compensation	22,806.50
270	Group Insurance – Self-Insurance	3,086,938.46
280	Other Post-Employment Benefits (OPEB)	20,556.90
291	Other Retirement Plans	60,137.90
292	Health Savings Accounts	17,900.30
Total Personnel Services – Employee Benefits		\$8,494,939.21
300	<u>Purchased Professional and Technical Services</u>	
310	Official / Administrative Services	57,472.23
322	Professional Educational Services – Ius	137,520.54
329	Professional Educational Services – Other	192,484.49
330	Other Professional Services	261,687.45
340	Technical Services	180,756.90
350	Security / Safety Services	72,740.22
360	Employee Training and Development Services	35,815.52
390	Other Purchased Professional and Technical Services	22,088.00
Total Purchased Professional and Technical Services		\$960,565.35
400	<u>Purchased Property Services</u>	
410	Cleaning Services	132,046.93
420	Utility Services	116,929.50
430	Repairs and Maintenance Services	442,478.44
440	Rentals	70,199.14
460	Extermination Services	8,104.50
Total Purchased Property Services		\$769,758.51
500	<u>Other Purchased Services</u>	
513	Contracted Carriers	5,347,844.42
516	Student Transportation Services From the IU	130,819.30
519	Student Transportation Services From Other Sources	15,907.65
520	Insurance – General	29,458.53
529	Other Insurance	424,607.30
530	Communications	132,870.38
549	Other Advertising/Public Relations	2,575.89
550	Printing and Binding	28,888.60
580	Travel	38,471.18
595	IU Payments By Withholding	47,676.85
Total Other Purchased Services		\$6,199,120.10

LEA : 120484803 Nazareth Area SD

Printed 11/25/2024 10:30:23 AM

General Fund (10)

2000 Support Services

Total

600 <u>Supplies</u>	
610 General Supplies	633,439.53
620 Energy	1,028,049.89
630 Food	7,494.63
640 Books and Periodicals	24,385.83
650 Supplies & Fees – Technology Related	182,438.74
Total Supplies	\$1,875,808.62
700 <u>Property</u>	
752 Capital Equipment – Original and Additional	192,589.95
762 Capitalized Equipment - Replacement	16,560.57
766 Capitalized Technology Equipment – Replacement	12,271.00
Total Property	\$221,421.52
800 <u>Other Objects</u>	
810 Dues and Fees	52,689.56
890 Miscellaneous Expenditures	11,529.35
Total Other Objects	\$64,218.91
Total 2000 Support Services	\$30,987,821.92

LEA : 120484803 Nazareth Area SD

Printed 11/25/2024 10:30:23 AM

General Fund (10)

2100 Support Services – Students	Elementary	Secondary	Federal	Total
100 <u>Personnel Services – Salaries</u>				
100 Personnel Services – Salaries	1,059,861.31	1,006,459.47	56,748.13	2,158,457.42
Total Personnel Services – Salaries	\$1,059,861.31	\$1,006,459.47	\$56,748.13	\$2,158,457.42
200 <u>Personnel Services – Employee Benefits</u>				
210 Group Insurance – Contracted Provider	5,257.32	4,603.87	349.44	10,370.71
220 Social Security Contributions	78,795.35	74,987.05	0.02	160,509.54
230 PSERS Retirement Contributions	358,700.17	340,751.48		730,778.23
260 Workers' Compensation	2,810.07	2,810.07		5,620.14
270 Group Insurance – Self-Insurance	221,614.50	212,185.17	21,283.68	465,461.91
280 Other Post-Employment Benefits (OPEB)	3,557.94	5,929.89		9,487.83
Total Personnel Services – Employee Benefits	\$670,735.35	\$641,267.53	\$21,633.14	\$1,382,228.36
300 <u>Purchased Professional and Technical Services</u>				
329 Professional Educational Services – Other				174,059.00
330 Other Professional Services	7,460.76	7,460.76		14,921.52
Total Purchased Professional and Technical Services	\$7,460.76	\$7,460.76		\$188,980.52
400 <u>Purchased Property Services</u>				
440 Rentals	386.99	692.11		1,081.88
Total Purchased Property Services	\$386.99	\$692.11		\$1,081.88
500 <u>Other Purchased Services</u>				
530 Communications	1,084.18	1,084.17		2,168.35
550 Printing and Binding	112.50	112.50		225.00
580 Travel	36.22	36.21		72.43
Total Other Purchased Services	\$1,232.90	\$1,232.88		\$2,465.78
600 <u>Supplies</u>				
610 General Supplies	6,580.49	49,647.87		56,228.36
650 Supplies & Fees – Technology Related	75.18	75.18		150.36
Total Supplies	\$6,655.67	\$49,723.05		\$56,378.72
800 <u>Other Objects</u>				
810 Dues and Fees	190.97	190.96		381.93
Total Other Objects	\$190.97	\$190.96		\$381.93
Total 2100 Support Services – Students	\$1,746,523.95	\$1,707,026.76	\$78,381.27	\$3,789,974.61

LEA : 120484803 Nazareth Area SD

Printed 11/25/2024 10:30:23 AM

General Fund (10)

2110 Supervision of Student Services	Elementary	Secondary	Federal	Total
100 <u>Personnel Services – Salaries</u>				
100 Personnel Services – Salaries	101,289.77	101,289.76		202,579.53
Total Personnel Services – Salaries	\$101,289.77	\$101,289.76		\$202,579.53
200 <u>Personnel Services – Employee Benefits</u>				
210 Group Insurance – Contracted Provider	702.04	702.03		1,404.07
220 Social Security Contributions	7,680.68	7,680.67		15,361.35
230 PSERS Retirement Contributions	33,626.00	33,626.00		67,252.00
260 Workers' Compensation	2,810.07	2,810.07		5,620.14
270 Group Insurance – Self-Insurance	10,872.06	10,872.06		21,744.12
Total Personnel Services – Employee Benefits	\$55,690.85	\$55,690.83		\$111,381.68
300 <u>Purchased Professional and Technical Services</u>				
330 Other Professional Services	829.00	829.00		1,658.00
Total Purchased Professional and Technical Services	\$829.00	\$829.00		\$1,658.00
400 <u>Purchased Property Services</u>				
440 Rentals	187.76	187.75		375.51
Total Purchased Property Services	\$187.76	\$187.75		\$375.51
500 <u>Other Purchased Services</u>				
530 Communications	1,084.18	1,084.17		2,168.35
550 Printing and Binding	112.50	112.50		225.00
580 Travel	36.22	36.21		72.43
Total Other Purchased Services	\$1,232.90	\$1,232.88		\$2,465.78
600 <u>Supplies</u>				
610 General Supplies	1,120.44	1,120.43		2,240.87
Total Supplies	\$1,120.44	\$1,120.43		\$2,240.87
800 <u>Other Objects</u>				
810 Dues and Fees	190.97	190.96		381.93
Total Other Objects	\$190.97	\$190.96		\$381.93
Total 2110 Supervision of Student Services	\$160,541.69	\$160,541.61		\$321,083.30

LEA : 120484803 Nazareth Area SD

Printed 11/25/2024 10:30:23 AM

General Fund (10)

2111 Supervision of Student Services – Head of Component	<u>Elementary</u>	<u>Secondary</u>	<u>Federal</u>	<u>Total</u>
100 <u>Personnel Services – Salaries</u>				
100 Personnel Services – Salaries	101,289.77	101,289.76		202,579.53
Total Personnel Services – Salaries	\$101,289.77	\$101,289.76		\$202,579.53
200 <u>Personnel Services – Employee Benefits</u>				
210 Group Insurance – Contracted Provider	702.04	702.03		1,404.07
220 Social Security Contributions	7,680.68	7,680.67		15,361.35
230 PSERS Retirement Contributions	33,626.00	33,626.00		67,252.00
260 Workers' Compensation	2,810.07	2,810.07		5,620.14
270 Group Insurance – Self-Insurance	10,872.06	10,872.06		21,744.12
Total Personnel Services – Employee Benefits	\$55,690.85	\$55,690.83		\$111,381.68
300 <u>Purchased Professional and Technical Services</u>				
330 Other Professional Services	829.00	829.00		1,658.00
Total Purchased Professional and Technical Services	\$829.00	\$829.00		\$1,658.00
400 <u>Purchased Property Services</u>				
440 Rentals	187.76	187.75		375.51
Total Purchased Property Services	\$187.76	\$187.75		\$375.51
500 <u>Other Purchased Services</u>				
530 Communications	1,084.18	1,084.17		2,168.35
550 Printing and Binding	112.50	112.50		225.00
580 Travel	36.22	36.21		72.43
Total Other Purchased Services	\$1,232.90	\$1,232.88		\$2,465.78
600 <u>Supplies</u>				
610 General Supplies	1,120.44	1,120.43		2,240.87
Total Supplies	\$1,120.44	\$1,120.43		\$2,240.87
800 <u>Other Objects</u>				
810 Dues and Fees	190.97	190.96		381.93
Total Other Objects	\$190.97	\$190.96		\$381.93
Total 2111 Supervision of Student Services – Head of Component	\$160,541.69	\$160,541.61		\$321,083.30

LEA : 120484803 Nazareth Area SD

Printed 11/25/2024 10:30:23 AM

General Fund (10)

2120 Guidance Services	Elementary	Secondary	Federal	Total
100 <u>Personnel Services – Salaries</u>				
100 Personnel Services – Salaries	542,671.13	746,925.73		1,289,596.86
Total Personnel Services – Salaries	\$542,671.13	\$746,925.73		\$1,289,596.86
200 <u>Personnel Services – Employee Benefits</u>				
210 Group Insurance – Contracted Provider	2,583.25	3,125.35		5,708.60
220 Social Security Contributions	40,179.93	55,468.20		95,648.13
230 PSERS Retirement Contributions	183,668.38	253,322.64		436,991.02
270 Group Insurance – Self-Insurance	121,472.78	165,482.84		286,955.62
280 Other Post-Employment Benefits (OPEB)		2,371.95		2,371.95
Total Personnel Services – Employee Benefits	\$347,904.34	\$479,770.98		\$827,675.32
400 <u>Purchased Property Services</u>				
440 Rentals	131.02	437.76		568.78
Total Purchased Property Services	\$131.02	\$437.76		\$568.78
600 <u>Supplies</u>				
610 General Supplies	593.26	43,660.65		44,253.91
Total Supplies	\$593.26	\$43,660.65		\$44,253.91
Total 2120 Guidance Services	\$891,299.75	\$1,270,795.12		\$2,162,094.87

LEA : 120484803 Nazareth Area SD

Printed 11/25/2024 10:30:23 AM

General Fund (10)

2140 Psychological Services	Elementary	Secondary	Federal	Total
100 <u>Personnel Services – Salaries</u>				
100 Personnel Services – Salaries	415,900.41	158,243.98		574,144.39
Total Personnel Services – Salaries	\$415,900.41	\$158,243.98		\$574,144.39
200 <u>Personnel Services – Employee Benefits</u>				
210 Group Insurance – Contracted Provider	1,972.03	776.49		2,748.52
220 Social Security Contributions	30,934.74	11,838.18		42,772.92
230 PSERS Retirement Contributions	141,405.79	53,802.84		195,208.63
270 Group Insurance – Self-Insurance	89,269.66	35,830.27		125,099.93
280 Other Post-Employment Benefits (OPEB)	3,557.94	3,557.94		7,115.88
Total Personnel Services – Employee Benefits	\$267,140.16	\$105,805.72		\$372,945.88
300 <u>Purchased Professional and Technical Services</u>				
330 Other Professional Services	6,631.76	6,631.76		13,263.52
Total Purchased Professional and Technical Services	\$6,631.76	\$6,631.76		\$13,263.52
400 <u>Purchased Property Services</u>				
440 Rentals	68.21	66.60		134.81
Total Purchased Property Services	\$68.21	\$66.60		\$134.81
600 <u>Supplies</u>				
610 General Supplies	4,866.79	4,866.79		9,733.58
650 Supplies & Fees – Technology Related	75.18	75.18		150.36
Total Supplies	\$4,941.97	\$4,941.97		\$9,883.94
Total 2140 Psychological Services	\$694,682.51	\$275,690.03		\$970,372.54

LEA : 120484803 Nazareth Area SD

Printed 11/25/2024 10:30:23 AM

General Fund (10)

2160 Social Work Services	<u>Elementary</u>	<u>Secondary</u>	<u>Federal</u>	<u>Total</u>
100 <u>Personnel Services – Salaries</u>				
100 Personnel Services – Salaries			56,748.13	64,280.77
Total Personnel Services – Salaries			\$56,748.13	\$64,280.77
200 <u>Personnel Services – Employee Benefits</u>				
210 Group Insurance – Contracted Provider			349.44	349.44
220 Social Security Contributions			0.02	4,690.34
230 PSERS Retirement Contributions				21,855.56
270 Group Insurance – Self-Insurance			21,283.68	21,283.68
Total Personnel Services – Employee Benefits			\$21,633.14	\$48,179.02
300 <u>Purchased Professional and Technical Services</u>				
329 Professional Educational Services – Other				174,059.00
Total Purchased Professional and Technical Services				\$174,059.00
Total 2160 Social Work Services			\$78,381.27	\$286,518.79

LEA : 120484803 Nazareth Area SD

Printed 11/25/2024 10:30:23 AM

General Fund (10)

2170 Student Accounting Services	<u>Elementary</u>	<u>Secondary</u>	<u>Federal</u>	<u>Total</u>
100 <u>Personnel Services – Salaries</u>				
100 Personnel Services – Salaries				27,855.87
Total Personnel Services – Salaries				\$27,855.87
200 <u>Personnel Services – Employee Benefits</u>				
210 Group Insurance – Contracted Provider				160.08
220 Social Security Contributions				2,036.80
230 PSERS Retirement Contributions				9,471.02
270 Group Insurance – Self-Insurance				10,378.56
Total Personnel Services – Employee Benefits				\$22,046.46
400 <u>Purchased Property Services</u>				
440 Rentals				2.78
Total Purchased Property Services				\$2.78
Total 2170 Student Accounting Services				\$49,905.11

LEA : 120484803 Nazareth Area SD

Printed 11/25/2024 10:30:23 AM

General Fund (10)

2200 Support Services – Instructional Staff	Elementary	Secondary	Federal	Total
100 <u>Personnel Services – Salaries</u>				
100 Personnel Services – Salaries	741,446.04	565,371.24		1,306,817.28
Total Personnel Services – Salaries	\$741,446.04	\$565,371.24		\$1,306,817.28
200 <u>Personnel Services – Employee Benefits</u>				
210 Group Insurance – Contracted Provider	3,992.95	3,408.13		7,401.08
220 Social Security Contributions	55,111.17	41,986.20		97,097.37
230 PSERS Retirement Contributions	250,762.42	190,921.81		441,684.23
240 Tuition Reimbursement	70,360.80	45,415.06		115,775.86
270 Group Insurance – Self-Insurance	181,490.28	123,615.95		305,106.23
292 Health Savings Accounts	374.99	374.98		749.97
Total Personnel Services – Employee Benefits	\$562,092.61	\$405,722.13		\$967,814.74
300 <u>Purchased Professional and Technical Services</u>				
329 Professional Educational Services – Other	4,177.37	4,177.37		8,354.74
330 Other Professional Services	1,759.45	1,759.45		3,518.90
360 Employee Training and Development Services	4,705.18	8,122.82		12,828.00
Total Purchased Professional and Technical Services	\$10,642.00	\$14,059.64		\$24,701.64
400 <u>Purchased Property Services</u>				
430 Repairs and Maintenance Services	2,997.00	2,997.00		5,994.00
440 Rentals	3,474.60	1,787.57		5,262.17
Total Purchased Property Services	\$6,471.60	\$4,784.57		\$11,256.17
500 <u>Other Purchased Services</u>				
580 Travel	3,394.30	7,802.35		11,196.65
Total Other Purchased Services	\$3,394.30	\$7,802.35		\$11,196.65
600 <u>Supplies</u>				
610 General Supplies	3,717.15	3,092.42		6,809.57
630 Food	717.50	717.50		1,435.00
640 Books and Periodicals	10,515.51	9,799.61		20,315.12
650 Supplies & Fees – Technology Related	15,622.58	15,435.83		31,058.41
Total Supplies	\$30,572.74	\$29,045.36		\$59,618.10
800 <u>Other Objects</u>				
810 Dues and Fees	840.70	1,868.61		2,709.31
Total Other Objects	\$840.70	\$1,868.61		\$2,709.31
Total 2200 Support Services – Instructional Staff	\$1,355,459.99	\$1,028,653.90		\$2,384,113.89

LEA : 120484803 Nazareth Area SD

Printed 11/25/2024 10:30:23 AM

General Fund (10)

2210 Supervision of Educational Media Services	<u>Elementary</u>	<u>Secondary</u>	<u>Federal</u>	<u>Total</u>
300 <u>Purchased Professional and Technical Services</u>				
330 Other Professional Services	1,759.45	1,759.45		3,518.90
Total Purchased Professional and Technical Services	\$1,759.45	\$1,759.45		\$3,518.90
Total 2210 Supervision of Educational Media Services	\$1,759.45	\$1,759.45		\$3,518.90

LEA : 120484803 Nazareth Area SD

Printed 11/25/2024 10:30:23 AM

General Fund (10)

2211 Supervision of Educational Media Services – Head of Component	<u>Elementary</u>	<u>Secondary</u>	<u>Federal</u>	<u>Total</u>
300 <u>Purchased Professional and Technical Services</u>				
330 Other Professional Services	1,759.45	1,759.45		3,518.90
Total Purchased Professional and Technical Services	\$1,759.45	\$1,759.45		\$3,518.90
Total 2211 Supervision of Educational Media Services – Head of Component	\$1,759.45	\$1,759.45		\$3,518.90

LEA : 120484803 Nazareth Area SD

Printed 11/25/2024 10:30:23 AM

General Fund (10)

2250 School Library Services	Elementary	Secondary	Federal	Total
100 Personnel Services – Salaries				
100 Personnel Services – Salaries	489,769.48	217,475.98		707,245.46
Total Personnel Services – Salaries	\$489,769.48	\$217,475.98		\$707,245.46
200 Personnel Services – Employee Benefits				
210 Group Insurance – Contracted Provider	2,234.24	929.62		3,163.86
220 Social Security Contributions	36,346.52	16,098.47		52,444.99
230 PSERS Retirement Contributions	166,138.08	73,590.62		239,728.70
270 Group Insurance – Self-Insurance	134,889.99	55,118.13		190,008.12
Total Personnel Services – Employee Benefits	\$339,608.83	\$145,736.84		\$485,345.67
400 Purchased Property Services				
430 Repairs and Maintenance Services	2,997.00	2,997.00		5,994.00
440 Rentals	2,326.04	639.02		2,965.06
Total Purchased Property Services	\$5,323.04	\$3,636.02		\$8,959.06
600 Supplies				
610 General Supplies	1,203.12	578.40		1,781.52
640 Books and Periodicals	10,515.51	9,799.61		20,315.12
650 Supplies & Fees – Technology Related	15,552.57	14,985.84		30,538.41
Total Supplies	\$27,271.20	\$25,363.85		\$52,635.05
Total 2250 School Library Services	\$861,972.55	\$392,212.69		\$1,254,185.24

LEA : 120484803 Nazareth Area SD

Printed 11/25/2024 10:30:23 AM

General Fund (10)

2260 Instruction and Curriculum Development Services	<u>Elementary</u>	<u>Secondary</u>	<u>Federal</u>	<u>Total</u>
100 <u>Personnel Services – Salaries</u>				
100 Personnel Services – Salaries	244,498.06	344,728.76		589,226.82
Total Personnel Services – Salaries	\$244,498.06	\$344,728.76		\$589,226.82
200 <u>Personnel Services – Employee Benefits</u>				
210 Group Insurance – Contracted Provider	1,758.71	2,478.51		4,237.22
220 Social Security Contributions	18,215.47	25,645.46		43,860.93
230 PSERS Retirement Contributions	82,183.65	116,254.58		198,438.23
270 Group Insurance – Self-Insurance	46,600.29	68,497.82		115,098.11
292 Health Savings Accounts	374.99	374.98		749.97
Total Personnel Services – Employee Benefits	\$149,133.11	\$213,251.35		\$362,384.46
400 <u>Purchased Property Services</u>				
440 Rentals	1,148.56	1,148.55		2,297.11
Total Purchased Property Services	\$1,148.56	\$1,148.55		\$2,297.11
600 <u>Supplies</u>				
610 General Supplies	2,514.03	2,514.02		5,028.05
630 Food	50.00	50.00		100.00
Total Supplies	\$2,564.03	\$2,564.02		\$5,128.05
800 <u>Other Objects</u>				
810 Dues and Fees	832.92	832.90		1,665.82
Total Other Objects	\$832.92	\$832.90		\$1,665.82
Total 2260 Instruction and Curriculum Development Services	\$398,176.68	\$562,525.58		\$960,702.26

LEA : 120484803 Nazareth Area SD

Printed 11/25/2024 10:30:23 AM

General Fund (10)

2270 Instructional Staff Professional Development Services	Elementary	Secondary	Federal	Total
100 <u>Personnel Services – Salaries</u>				
100 Personnel Services – Salaries	7,178.50	3,166.50		10,345.00
Total Personnel Services – Salaries	\$7,178.50	\$3,166.50		\$10,345.00
200 <u>Personnel Services – Employee Benefits</u>				
220 Social Security Contributions	549.18	242.27		791.45
230 PSERS Retirement Contributions	2,440.69	1,076.61		3,517.30
240 Tuition Reimbursement	70,360.80	45,415.06		115,775.86
Total Personnel Services – Employee Benefits	\$73,350.67	\$46,733.94		\$120,084.61
300 <u>Purchased Professional and Technical Services</u>				
329 Professional Educational Services – Other	4,177.37	4,177.37		8,354.74
360 Employee Training and Development Services	4,705.18	8,122.82		12,828.00
Total Purchased Professional and Technical Services	\$8,882.55	\$12,300.19		\$21,182.74
500 <u>Other Purchased Services</u>				
580 Travel	3,394.30	7,802.35		11,196.65
Total Other Purchased Services	\$3,394.30	\$7,802.35		\$11,196.65
600 <u>Supplies</u>				
630 Food	667.50	667.50		1,335.00
650 Supplies & Fees – Technology Related	70.01	449.99		520.00
Total Supplies	\$737.51	\$1,117.49		\$1,855.00
800 <u>Other Objects</u>				
810 Dues and Fees	7.78	1,035.71		1,043.49
Total Other Objects	\$7.78	\$1,035.71		\$1,043.49
Total 2270 Instructional Staff Professional Development Services	\$93,551.31	\$72,156.18		\$165,707.49

LEA : 120484803 Nazareth Area SD

Printed 11/25/2024 10:30:23 AM

General Fund (10)

2300 Support Services – Administration	Elementary	Secondary	Federal	Total
100 <u>Personnel Services – Salaries</u>				
100 Personnel Services – Salaries	1,264,891.45	752,872.64		2,535,752.62
Total Personnel Services – Salaries	\$1,264,891.45	\$752,872.64		\$2,535,752.62
200 <u>Personnel Services – Employee Benefits</u>				
210 Group Insurance – Contracted Provider	8,628.64	5,118.63		17,701.29
220 Social Security Contributions	92,751.94	56,063.78		186,667.13
230 PSERS Retirement Contributions	432,770.77	254,668.51		856,173.72
270 Group Insurance – Self-Insurance	261,371.16	145,820.18		503,119.70
291 Other Retirement Plans	14,076.92	10,136.00		31,046.62
292 Health Savings Accounts	2,750.10	3,355.90		10,036.05
Total Personnel Services – Employee Benefits	\$812,349.53	\$475,163.00		\$1,604,744.51
300 <u>Purchased Professional and Technical Services</u>				
310 Official / Administrative Services				55,455.43
322 Professional Educational Services – Ius				134,813.81
330 Other Professional Services	197.42	394.73		173,630.83
340 Technical Services				5,030.00
350 Security / Safety Services				847.00
Total Purchased Professional and Technical Services	\$197.42	\$394.73		\$369,777.07
400 <u>Purchased Property Services</u>				
440 Rentals	26,103.45	2,888.31		34,123.76
Total Purchased Property Services	\$26,103.45	\$2,888.31		\$34,123.76
500 <u>Other Purchased Services</u>				
520 Insurance – General				29,458.53
530 Communications	5,904.37	6,765.30		26,124.86
549 Other Advertising/Public Relations				1,843.43
550 Printing and Binding		505.00		28,663.60
580 Travel		499.82		1,787.35
Total Other Purchased Services	\$5,904.37	\$7,770.12		\$87,877.77
600 <u>Supplies</u>				
610 General Supplies	2,150.47	8,639.71		20,174.03
630 Food	1,110.01	787.40		5,205.98
640 Books and Periodicals		1,724.70		3,860.31
650 Supplies & Fees – Technology Related	2,000.40	5,989.60		44,409.80
Total Supplies	\$5,260.88	\$17,141.41		\$73,650.12
700 <u>Property</u>				
766 Capitalized Technology Equipment – Replacement				12,271.00
Total Property				\$12,271.00
800 <u>Other Objects</u>				
810 Dues and Fees	1,695.89	1,616.53		28,372.22
Total Other Objects	\$1,695.89	\$1,616.53		\$28,372.22
Total 2300 Support Services – Administration	\$2,116,402.99	\$1,257,846.74		\$4,746,569.07

LEA : 120484803 Nazareth Area SD

Printed 11/25/2024 10:30:23 AM

General Fund (10)

2310 Board Services

Elementary Secondary Federal Total

300 <u>Purchased Professional and Technical Services</u>				
310 Official / Administrative Services				2,125.00
330 Other Professional Services				40,660.54
Total Purchased Professional and Technical Services				\$42,785.54
500 <u>Other Purchased Services</u>				
520 Insurance – General				446.00
549 Other Advertising/Public Relations				918.41
580 Travel				244.35
Total Other Purchased Services				\$1,608.76
600 <u>Supplies</u>				
630 Food				1,421.62
640 Books and Periodicals				675.00
650 Supplies & Fees – Technology Related				3,450.00
Total Supplies				\$5,546.62
700 <u>Property</u>				
766 Capitalized Technology Equipment – Replacement				12,271.00
Total Property				\$12,271.00
800 <u>Other Objects</u>				
810 Dues and Fees				19,352.21
Total Other Objects				\$19,352.21
Total 2310 Board Services				\$81,564.13

LEA : 120484803 Nazareth Area SD

Printed 11/25/2024 10:30:23 AM

General Fund (10)

2320 Board Treasurer Services	<u>Elementary</u>	<u>Secondary</u>	<u>Federal</u>	<u>Total</u>
500 <u>Other Purchased Services</u>				
520 Insurance – General				743.75
Total Other Purchased Services				\$743.75
Total 2320 Board Treasurer Services				\$743.75

LEA : 120484803 Nazareth Area SD

Printed 11/25/2024 10:30:23 AM

General Fund (10)

2330 Tax Assessment and Collection Services	<u>Elementary</u>	<u>Secondary</u>	<u>Federal</u>	<u>Total</u>
100 <u>Personnel Services – Salaries</u>				
100 Personnel Services – Salaries				15,199.85
Total Personnel Services – Salaries				\$15,199.85
200 <u>Personnel Services – Employee Benefits</u>				
220 Social Security Contributions				1,162.80
Total Personnel Services – Employee Benefits				\$1,162.80
300 <u>Purchased Professional and Technical Services</u>				
310 Official / Administrative Services				53,330.43
322 Professional Educational Services – lus				134,813.81
Total Purchased Professional and Technical Services				\$188,144.24
500 <u>Other Purchased Services</u>				
520 Insurance – General				28,268.78
530 Communications				13,036.19
549 Other Advertising/Public Relations				925.02
550 Printing and Binding				20,244.50
Total Other Purchased Services				\$62,474.49
Total 2330 Tax Assessment and Collection Services				\$266,981.38

LEA : 120484803 Nazareth Area SD

Printed 11/25/2024 10:30:23 AM

General Fund (10)				
2350 Legal and Accounting Services	<u>Elementary</u>	<u>Secondary</u>	<u>Federal</u>	<u>Total</u>
300 <u>Purchased Professional and Technical Services</u>				
330 Other Professional Services				112,740.82
Total Purchased Professional and Technical Services				\$112,740.82
Total 2350 Legal and Accounting Services				\$112,740.82

LEA : 120484803 Nazareth Area SD

Printed 11/25/2024 10:30:23 AM

General Fund (10)

2360 Office of the Superintendent / Executive Director Services	<u>Elementary</u>	<u>Secondary</u>	<u>Federal</u>	<u>Total</u>
100 <u>Personnel Services – Salaries</u>				
100 Personnel Services – Salaries				485,666.52
Total Personnel Services – Salaries				\$485,666.52
200 <u>Personnel Services – Employee Benefits</u>				
210 Group Insurance – Contracted Provider				3,754.00
220 Social Security Contributions				35,405.02
230 PSERS Retirement Contributions				162,912.89
270 Group Insurance – Self-Insurance				81,864.48
291 Other Retirement Plans				6,833.70
292 Health Savings Accounts				1,831.74
Total Personnel Services – Employee Benefits				\$292,601.83
400 <u>Purchased Property Services</u>				
440 Rentals				0.56
Total Purchased Property Services				\$0.56
500 <u>Other Purchased Services</u>				
530 Communications	355.30	355.28		710.58
580 Travel				1,043.18
Total Other Purchased Services	\$355.30	\$355.28		\$1,753.76
600 <u>Supplies</u>				
610 General Supplies				4,800.71
630 Food				1,886.95
640 Books and Periodicals				1,460.61
650 Supplies & Fees – Technology Related				32,969.80
Total Supplies				\$41,118.07
800 <u>Other Objects</u>				
810 Dues and Fees				5,707.59
Total Other Objects				\$5,707.59
Total 2360 Office of the Superintendent / Executive Director Services	\$355.30	\$355.28		\$826,848.33

LEA : 120484803 Nazareth Area SD

Printed 11/25/2024 10:30:23 AM

General Fund (10)

2380 Office of the Principal Services	Elementary	Secondary	Federal	Total
100 <u>Personnel Services – Salaries</u>				
100 Personnel Services – Salaries	1,264,891.45	752,872.64		2,017,764.09
Total Personnel Services – Salaries	\$1,264,891.45	\$752,872.64		\$2,017,764.09
200 <u>Personnel Services – Employee Benefits</u>				
210 Group Insurance – Contracted Provider	8,628.64	5,118.63		13,747.27
220 Social Security Contributions	92,751.94	56,063.78		148,815.72
230 PSERS Retirement Contributions	432,770.77	254,668.51		687,439.28
270 Group Insurance – Self-Insurance	261,371.16	145,820.18		407,191.34
291 Other Retirement Plans	14,076.92	10,136.00		24,212.92
292 Health Savings Accounts	2,750.10	3,355.90		6,106.00
Total Personnel Services – Employee Benefits	\$812,349.53	\$475,163.00		\$1,287,512.53
300 <u>Purchased Professional and Technical Services</u>				
330 Other Professional Services	197.42	394.73		592.15
Total Purchased Professional and Technical Services	\$197.42	\$394.73		\$592.15
400 <u>Purchased Property Services</u>				
440 Rentals	26,103.45	2,888.31		28,991.76
Total Purchased Property Services	\$26,103.45	\$2,888.31		\$28,991.76
500 <u>Other Purchased Services</u>				
530 Communications	5,549.07	6,410.02		11,959.09
550 Printing and Binding		505.00		505.00
580 Travel		499.82		499.82
Total Other Purchased Services	\$5,549.07	\$7,414.84		\$12,963.91
600 <u>Supplies</u>				
610 General Supplies	2,150.47	8,639.71		10,790.18
630 Food	1,110.01	787.40		1,897.41
640 Books and Periodicals		1,724.70		1,724.70
650 Supplies & Fees – Technology Related	2,000.40	5,989.60		7,990.00
Total Supplies	\$5,260.88	\$17,141.41		\$22,402.29
800 <u>Other Objects</u>				
810 Dues and Fees	1,695.89	1,616.53		3,312.42
Total Other Objects	\$1,695.89	\$1,616.53		\$3,312.42
Total 2380 Office of the Principal Services	\$2,116,047.69	\$1,257,491.46		\$3,373,539.15

LEA : 120484803 Nazareth Area SD

Printed 11/25/2024 10:30:23 AM

General Fund (10)

2390 Other Administration Services	Elementary	Secondary	Federal	Total
100 <u>Personnel Services – Salaries</u>				
100 Personnel Services – Salaries				17,122.16
Total Personnel Services – Salaries				\$17,122.16
200 <u>Personnel Services – Employee Benefits</u>				
210 Group Insurance – Contracted Provider				200.02
220 Social Security Contributions				1,283.59
230 PSERS Retirement Contributions				5,821.55
270 Group Insurance – Self-Insurance				14,063.88
292 Health Savings Accounts				2,098.31
Total Personnel Services – Employee Benefits				\$23,467.35
300 <u>Purchased Professional and Technical Services</u>				
330 Other Professional Services				19,637.32
340 Technical Services				5,030.00
350 Security / Safety Services				847.00
Total Purchased Professional and Technical Services				\$25,514.32
400 <u>Purchased Property Services</u>				
440 Rentals				5,131.44
Total Purchased Property Services				\$5,131.44
500 <u>Other Purchased Services</u>				
530 Communications				419.00
550 Printing and Binding				7,914.10
Total Other Purchased Services				\$8,333.10
600 <u>Supplies</u>				
610 General Supplies				4,583.14
Total Supplies				\$4,583.14
Total 2390 Other Administration Services				\$84,151.51

LEA : 120484803 Nazareth Area SD

Printed 11/25/2024 10:30:23 AM

General Fund (10)

2400 Support Services – Pupil Health	<u>Elementary</u>	<u>Secondary</u>	<u>Federal</u>	<u>Total</u>
100 <u>Personnel Services – Salaries</u>				
100 Personnel Services – Salaries			4,694.62	760,686.25
Total Personnel Services – Salaries			\$4,694.62	\$760,686.25
200 <u>Personnel Services – Employee Benefits</u>				
210 Group Insurance – Contracted Provider				3,203.50
220 Social Security Contributions			359.14	56,638.25
230 PSERS Retirement Contributions			399.04	251,527.22
260 Workers' Compensation				1,734.17
270 Group Insurance – Self-Insurance				159,720.02
Total Personnel Services – Employee Benefits			\$758.18	\$472,823.16
300 <u>Purchased Professional and Technical Services</u>				
322 Professional Educational Services – Ius				2,706.73
329 Professional Educational Services – Other				95.50
340 Technical Services				560.00
Total Purchased Professional and Technical Services				\$3,362.23
400 <u>Purchased Property Services</u>				
410 Cleaning Services				160.00
440 Rentals				1,397.62
Total Purchased Property Services				\$1,557.62
600 <u>Supplies</u>				
610 General Supplies				17,045.98
650 Supplies & Fees – Technology Related				13,512.00
Total Supplies				\$30,557.98
800 <u>Other Objects</u>				
810 Dues and Fees				175.00
Total Other Objects				\$175.00
Total 2400 Support Services – Pupil Health			\$5,452.80	\$1,269,162.24

LEA : 120484803 Nazareth Area SD

Printed 11/25/2024 10:30:23 AM

General Fund (10)

2420 Medical Services

Elementary Secondary Federal Total

300 Purchased Professional and Technical Services

322 Professional Educational Services – Ius 2,706.73

340 Technical Services 560.00

Total Purchased Professional and Technical Services \$3,266.73

400 Purchased Property Services

410 Cleaning Services 160.00

Total Purchased Property Services \$160.00

Total 2420 Medical Services \$3,426.73

LEA : 120484803 Nazareth Area SD

Printed 11/25/2024 10:30:23 AM

General Fund (10)

2440 Nursing Services

	<u>Elementary</u>	<u>Secondary</u>	<u>Federal</u>	<u>Total</u>
100 <u>Personnel Services – Salaries</u>				
100 Personnel Services – Salaries			4,694.62	740,010.55
Total Personnel Services – Salaries			\$4,694.62	\$740,010.55
200 <u>Personnel Services – Employee Benefits</u>				
210 Group Insurance – Contracted Provider				3,117.08
220 Social Security Contributions			359.14	55,104.11
230 PSERS Retirement Contributions			399.04	245,266.71
260 Workers' Compensation				1,734.17
270 Group Insurance – Self-Insurance				155,760.14
Total Personnel Services – Employee Benefits			\$758.18	\$460,982.21
300 <u>Purchased Professional and Technical Services</u>				
329 Professional Educational Services – Other				95.50
Total Purchased Professional and Technical Services				\$95.50
400 <u>Purchased Property Services</u>				
440 Rentals				1,397.62
Total Purchased Property Services				\$1,397.62
600 <u>Supplies</u>				
610 General Supplies				17,045.98
650 Supplies & Fees – Technology Related				13,512.00
Total Supplies				\$30,557.98
800 <u>Other Objects</u>				
810 Dues and Fees				175.00
Total Other Objects				\$175.00
Total 2440 Nursing Services			\$5,452.80	\$1,233,218.86

LEA : 120484803 Nazareth Area SD

Printed 11/25/2024 10:30:23 AM

General Fund (10)

2450 Nonpublic Health Services	<u>Elementary</u>	<u>Secondary</u>	<u>Federal</u>	<u>Total</u>
100 <u>Personnel Services – Salaries</u>				
100 Personnel Services – Salaries				20,675.70
Total Personnel Services – Salaries				\$20,675.70
200 <u>Personnel Services – Employee Benefits</u>				
210 Group Insurance – Contracted Provider				86.42
220 Social Security Contributions				1,534.14
230 PSERS Retirement Contributions				6,260.51
270 Group Insurance – Self-Insurance				3,959.88
Total Personnel Services – Employee Benefits				\$11,840.95
Total 2450 Nonpublic Health Services				\$32,516.65

LEA : 120484803 Nazareth Area SD

Printed 11/25/2024 10:30:23 AM

General Fund (10)				
2500 Support Services – Business	<u>Elementary</u>	<u>Secondary</u>	<u>Federal</u>	<u>Total</u>
100 <u>Personnel Services – Salaries</u>				
100 Personnel Services – Salaries				658,797.91
Total Personnel Services – Salaries				\$658,797.91
200 <u>Personnel Services – Employee Benefits</u>				
210 Group Insurance – Contracted Provider				4,743.86
220 Social Security Contributions				48,012.67
230 PSERS Retirement Contributions				222,523.98
260 Workers' Compensation				1,873.39
270 Group Insurance – Self-Insurance				214,716.21
280 Other Post-Employment Benefits (OPEB)				2,371.95
291 Other Retirement Plans				10,000.00
292 Health Savings Accounts				1,490.18
Total Personnel Services – Employee Benefits				\$505,732.24
300 <u>Purchased Professional and Technical Services</u>				
310 Official / Administrative Services				2,016.80
330 Other Professional Services				26,772.40
340 Technical Services				44,552.80
Total Purchased Professional and Technical Services				\$73,342.00
400 <u>Purchased Property Services</u>				
430 Repairs and Maintenance Services				900.00
440 Rentals				4,806.75
Total Purchased Property Services				\$5,706.75
500 <u>Other Purchased Services</u>				
530 Communications				1,964.13
549 Other Advertising/Public Relations				732.46
580 Travel				70.88
Total Other Purchased Services				\$2,767.47
600 <u>Supplies</u>				
610 General Supplies				21,315.46
630 Food				133.02
650 Supplies & Fees – Technology Related				6,897.42
Total Supplies				\$28,345.90
800 <u>Other Objects</u>				
810 Dues and Fees				7,316.67
890 Miscellaneous Expenditures				10,619.35
Total Other Objects				\$17,936.02
Total 2500 Support Services – Business				\$1,292,628.29

LEA : 120484803 Nazareth Area SD

Printed 11/25/2024 10:30:23 AM

General Fund (10)

2510 Fiscal Services	Elementary	Secondary	Federal	Total
100 <u>Personnel Services – Salaries</u>				
100 Personnel Services – Salaries				658,797.91
Total Personnel Services – Salaries				\$658,797.91
200 <u>Personnel Services – Employee Benefits</u>				
210 Group Insurance – Contracted Provider				4,743.86
220 Social Security Contributions				48,012.67
230 PSERS Retirement Contributions				222,523.98
260 Workers' Compensation				1,873.39
270 Group Insurance – Self-Insurance				214,716.21
280 Other Post-Employment Benefits (OPEB)				2,371.95
291 Other Retirement Plans				10,000.00
292 Health Savings Accounts				1,490.18
Total Personnel Services – Employee Benefits				\$505,732.24
300 <u>Purchased Professional and Technical Services</u>				
310 Official / Administrative Services				2,016.80
330 Other Professional Services				26,772.40
340 Technical Services				44,552.80
Total Purchased Professional and Technical Services				\$73,342.00
400 <u>Purchased Property Services</u>				
430 Repairs and Maintenance Services				900.00
440 Rentals				4,806.75
Total Purchased Property Services				\$5,706.75
500 <u>Other Purchased Services</u>				
530 Communications				1,964.13
549 Other Advertising/Public Relations				732.46
580 Travel				70.88
Total Other Purchased Services				\$2,767.47
600 <u>Supplies</u>				
610 General Supplies				21,315.46
630 Food				133.02
650 Supplies & Fees – Technology Related				6,897.42
Total Supplies				\$28,345.90
800 <u>Other Objects</u>				
810 Dues and Fees				7,316.67
890 Miscellaneous Expenditures				10,619.35
Total Other Objects				\$17,936.02
Total 2510 Fiscal Services				\$1,292,628.29

LEA : 120484803 Nazareth Area SD

Printed 11/25/2024 10:30:23 AM

General Fund (10)

2511 Supervision of Fiscal Services - Head of Component	<u>Elementary</u>	<u>Secondary</u>	<u>Federal</u>	<u>Total</u>
100 <u>Personnel Services – Salaries</u>				
100 Personnel Services – Salaries				183,370.46
Total Personnel Services – Salaries				\$183,370.46
200 <u>Personnel Services – Employee Benefits</u>				
210 Group Insurance – Contracted Provider				1,479.06
220 Social Security Contributions				12,697.40
230 PSERS Retirement Contributions				60,036.86
270 Group Insurance – Self-Insurance				46,652.52
291 Other Retirement Plans				10,000.00
292 Health Savings Accounts				338.95
Total Personnel Services – Employee Benefits				\$131,204.79
800 <u>Other Objects</u>				
810 Dues and Fees				171.27
Total Other Objects				\$171.27
Total 2511 Supervision of Fiscal Services - Head of Component				\$314,746.52

LEA : 120484803 Nazareth Area SD

Printed 11/25/2024 10:30:23 AM

General Fund (10)

2512 Budgeting Services

Elementary Secondary Federal Total

100 <u>Personnel Services – Salaries</u>				
100 Personnel Services – Salaries				74,700.00
Total Personnel Services – Salaries				\$74,700.00
200 <u>Personnel Services – Employee Benefits</u>				
210 Group Insurance – Contracted Provider				654.35
220 Social Security Contributions				5,573.82
230 PSERS Retirement Contributions				25,398.07
270 Group Insurance – Self-Insurance				21,052.32
280 Other Post-Employment Benefits (OPEB)				2,371.95
292 Health Savings Accounts				401.23
Total Personnel Services – Employee Benefits				\$55,451.74
800 <u>Other Objects</u>				
810 Dues and Fees				171.27
Total Other Objects				\$171.27
Total 2512 Budgeting Services				\$130,323.01

LEA : 120484803 Nazareth Area SD

Printed 11/25/2024 10:30:23 AM

General Fund (10)

2513 Receiving and Disbursing Funds Services	<u>Elementary</u>	<u>Secondary</u>	<u>Federal</u>	<u>Total</u>
100 <u>Personnel Services – Salaries</u>				
100 Personnel Services – Salaries				132,744.86
Total Personnel Services – Salaries				\$132,744.86
200 <u>Personnel Services – Employee Benefits</u>				
210 Group Insurance – Contracted Provider				875.53
220 Social Security Contributions				9,510.72
230 PSERS Retirement Contributions				45,643.22
270 Group Insurance – Self-Insurance				58,141.89
Total Personnel Services – Employee Benefits				\$114,171.36
300 <u>Purchased Professional and Technical Services</u>				
340 Technical Services				4,282.80
Total Purchased Professional and Technical Services				\$4,282.80
800 <u>Other Objects</u>				
810 Dues and Fees				492.55
Total Other Objects				\$492.55
Total 2513 Receiving and Disbursing Funds Services				\$251,691.57

LEA : 120484803 Nazareth Area SD

Printed 11/25/2024 10:30:23 AM

General Fund (10)

2514 Payroll Services

Elementary Secondary Federal Total

100 <u>Personnel Services – Salaries</u>				
100 Personnel Services – Salaries				109,261.15
Total Personnel Services – Salaries				\$109,261.15
200 <u>Personnel Services – Employee Benefits</u>				
210 Group Insurance – Contracted Provider				640.08
220 Social Security Contributions				8,176.07
230 PSERS Retirement Contributions				36,937.17
270 Group Insurance – Self-Insurance				44,317.20
Total Personnel Services – Employee Benefits				\$90,070.52
800 <u>Other Objects</u>				
810 Dues and Fees				321.27
Total Other Objects				\$321.27
Total 2514 Payroll Services				\$199,652.94

LEA : 120484803 Nazareth Area SD

Printed 11/25/2024 10:30:23 AM

General Fund (10)

2515 Financial Accounting Services	<u>Elementary</u>	<u>Secondary</u>	<u>Federal</u>	<u>Total</u>
100 <u>Personnel Services – Salaries</u>				
100 Personnel Services – Salaries				106,444.40
Total Personnel Services – Salaries				\$106,444.40
200 <u>Personnel Services – Employee Benefits</u>				
210 Group Insurance – Contracted Provider				827.24
220 Social Security Contributions				8,001.52
230 PSERS Retirement Contributions				34,850.62
270 Group Insurance – Self-Insurance				21,939.96
292 Health Savings Accounts				750.00
Total Personnel Services – Employee Benefits				\$66,369.34
500 <u>Other Purchased Services</u>				
580 Travel				70.88
Total Other Purchased Services				\$70.88
800 <u>Other Objects</u>				
810 Dues and Fees				377.52
Total Other Objects				\$377.52
Total 2515 Financial Accounting Services				\$173,262.14

LEA : 120484803 Nazareth Area SD

Printed 11/25/2024 10:30:23 AM

General Fund (10)

2519 Other Fiscal Services

Elementary Secondary Federal Total

100 <u>Personnel Services – Salaries</u>				
100 Personnel Services – Salaries				52,277.04
Total Personnel Services – Salaries				\$52,277.04
200 <u>Personnel Services – Employee Benefits</u>				
210 Group Insurance – Contracted Provider				267.60
220 Social Security Contributions				4,053.14
230 PSERS Retirement Contributions				19,658.04
260 Workers' Compensation				1,873.39
270 Group Insurance – Self-Insurance				22,612.32
Total Personnel Services – Employee Benefits				\$48,464.49
300 <u>Purchased Professional and Technical Services</u>				
310 Official / Administrative Services				2,016.80
330 Other Professional Services				26,772.40
340 Technical Services				40,270.00
Total Purchased Professional and Technical Services				\$69,059.20
400 <u>Purchased Property Services</u>				
430 Repairs and Maintenance Services				900.00
440 Rentals				4,806.75
Total Purchased Property Services				\$5,706.75
500 <u>Other Purchased Services</u>				
530 Communications				1,964.13
549 Other Advertising/Public Relations				732.46
Total Other Purchased Services				\$2,696.59
600 <u>Supplies</u>				
610 General Supplies				21,315.46
630 Food				133.02
650 Supplies & Fees – Technology Related				6,897.42
Total Supplies				\$28,345.90
800 <u>Other Objects</u>				
810 Dues and Fees				5,782.79
890 Miscellaneous Expenditures				10,619.35
Total Other Objects				\$16,402.14
Total 2519 Other Fiscal Services				\$222,952.11

LEA : 120484803 Nazareth Area SD

Printed 11/25/2024 10:30:23 AM

General Fund (10)

2600 Operation and Maintenance of Plant Services	Elementary	Secondary	Federal	Total
100 <u>Personnel Services – Salaries</u>				
100 Personnel Services – Salaries				3,848,883.32
Total Personnel Services – Salaries				\$3,848,883.32
200 <u>Personnel Services – Employee Benefits</u>				
210 Group Insurance – Contracted Provider				20,397.70
220 Social Security Contributions				282,064.01
230 PSERS Retirement Contributions				1,289,072.19
260 Workers' Compensation				11,021.91
270 Group Insurance – Self-Insurance				1,142,119.47
280 Other Post-Employment Benefits (OPEB)				8,697.12
291 Other Retirement Plans				19,091.28
292 Health Savings Accounts				4,172.85
Total Personnel Services – Employee Benefits				\$2,776,636.53
300 <u>Purchased Professional and Technical Services</u>				
330 Other Professional Services				39,108.00
340 Technical Services				114,140.85
350 Security / Safety Services				71,893.22
390 Other Purchased Professional and Technical Services				18,380.00
Total Purchased Professional and Technical Services				\$243,522.07
400 <u>Purchased Property Services</u>				
410 Cleaning Services				131,886.93
420 Utility Services				116,929.50
430 Repairs and Maintenance Services				425,243.16
440 Rentals				22,715.36
460 Extermination Services				8,104.50
Total Purchased Property Services				\$704,879.45
500 <u>Other Purchased Services</u>				
529 Other Insurance				424,607.30
530 Communications				61,499.98
580 Travel				2,625.11
Total Other Purchased Services				\$488,732.39
600 <u>Supplies</u>				
610 General Supplies	266,419.78	238,302.70		504,722.48
620 Energy				1,028,049.89
640 Books and Periodicals				210.40
650 Supplies & Fees – Technology Related				5,758.22
Total Supplies	\$266,419.78	\$238,302.70		\$1,538,740.99
700 <u>Property</u>				
752 Capital Equipment – Original and Additional				192,589.95
762 Capitalized Equipment - Replacement				16,560.57
Total Property				\$209,150.52
800 <u>Other Objects</u>				

LEA : 120484803 Nazareth Area SD

Printed 11/25/2024 10:30:23 AM

General Fund (10)				
2600 Operation and Maintenance of Plant Services	<u>Elementary</u>	<u>Secondary</u>	<u>Federal</u>	<u>Total</u>
800 <u>Other Objects</u>				
810 Dues and Fees				12,821.22
Total Other Objects				\$12,821.22
Total 2600 Operation and Maintenance of Plant Services	\$266,419.78	\$238,302.70		\$9,823,366.49

LEA : 120484803 Nazareth Area SD

Printed 11/25/2024 10:30:23 AM

General Fund (10)

2610 Supervision of Operation and Maintenance of Plant Services	<u>Elementary</u>	<u>Secondary</u>	<u>Federal</u>	<u>Total</u>
100 <u>Personnel Services – Salaries</u>				
100 Personnel Services – Salaries				280,313.82
Total Personnel Services – Salaries				\$280,313.82
200 <u>Personnel Services – Employee Benefits</u>				
210 Group Insurance – Contracted Provider				2,062.48
220 Social Security Contributions				20,807.85
230 PSERS Retirement Contributions				94,099.80
270 Group Insurance – Self-Insurance				61,385.52
280 Other Post-Employment Benefits (OPEB)				7,906.47
292 Health Savings Accounts				2,260.25
Total Personnel Services – Employee Benefits				\$188,522.37
400 <u>Purchased Property Services</u>				
440 Rentals				248.42
Total Purchased Property Services				\$248.42
800 <u>Other Objects</u>				
810 Dues and Fees				342.56
Total Other Objects				\$342.56
Total 2610 Supervision of Operation and Maintenance of Plant Services				\$469,427.17

LEA : 120484803 Nazareth Area SD

Printed 11/25/2024 10:30:23 AM

General Fund (10)

2611 Supervision of Operation and Maintenance of Plant Services – Head of Component	<u>Elementary</u>	<u>Secondary</u>	<u>Federal</u>	<u>Total</u>
100 <u>Personnel Services – Salaries</u>				
100 Personnel Services – Salaries				185,385.88
Total Personnel Services – Salaries				\$185,385.88
200 <u>Personnel Services – Employee Benefits</u>				
210 Group Insurance – Contracted Provider				1,299.73
220 Social Security Contributions				13,815.02
230 PSERS Retirement Contributions				61,824.48
270 Group Insurance – Self-Insurance				41,308.32
292 Health Savings Accounts				1,892.23
Total Personnel Services – Employee Benefits				\$120,139.78
800 <u>Other Objects</u>				
810 Dues and Fees				171.28
Total Other Objects				\$171.28
Total 2611 Supervision of Operation and Maintenance of Plant Services – Head of Component				\$305,696.94

LEA : 120484803 Nazareth Area SD

Printed 11/25/2024 10:30:23 AM

General Fund (10)

2619 Supervision of Operation and Maintenance of Plant Services – All Other Supervision	<u>Elementary</u>	<u>Secondary</u>	<u>Federal</u>	<u>Total</u>
100 <u>Personnel Services – Salaries</u>				
100 Personnel Services – Salaries				94,927.94
Total Personnel Services – Salaries				\$94,927.94
200 <u>Personnel Services – Employee Benefits</u>				
210 Group Insurance – Contracted Provider				762.75
220 Social Security Contributions				6,992.83
230 PSERS Retirement Contributions				32,275.32
270 Group Insurance – Self-Insurance				20,077.20
280 Other Post-Employment Benefits (OPEB)				7,906.47
292 Health Savings Accounts				368.02
Total Personnel Services – Employee Benefits				\$68,382.59
400 <u>Purchased Property Services</u>				
440 Rentals				248.42
Total Purchased Property Services				\$248.42
800 <u>Other Objects</u>				
810 Dues and Fees				171.28
Total Other Objects				\$171.28
Total 2619 Supervision of Operation and Maintenance of Plant Services – All Other Supervision				\$163,730.23

LEA : 120484803 Nazareth Area SD

Printed 11/25/2024 10:30:23 AM

General Fund (10)

2620 Operation of Buildings Services	Elementary	Secondary	Federal	Total
100 <u>Personnel Services – Salaries</u>				
100 Personnel Services – Salaries				3,025,248.12
Total Personnel Services – Salaries				\$3,025,248.12
200 <u>Personnel Services – Employee Benefits</u>				
210 Group Insurance – Contracted Provider				15,165.43
220 Social Security Contributions				220,111.03
230 PSERS Retirement Contributions				1,014,026.98
260 Workers' Compensation				11,021.91
270 Group Insurance – Self-Insurance				1,004,529.79
280 Other Post-Employment Benefits (OPEB)				790.65
291 Other Retirement Plans				19,091.28
Total Personnel Services – Employee Benefits				\$2,284,737.07
300 <u>Purchased Professional and Technical Services</u>				
330 Other Professional Services				24,108.00
340 Technical Services				114,140.85
350 Security / Safety Services				68,393.22
390 Other Purchased Professional and Technical Services				18,380.00
Total Purchased Professional and Technical Services				\$225,022.07
400 <u>Purchased Property Services</u>				
410 Cleaning Services				10,750.43
420 Utility Services				116,929.50
430 Repairs and Maintenance Services				349,091.81
440 Rentals				20,671.76
460 Extermination Services				8,104.50
Total Purchased Property Services				\$505,548.00
500 <u>Other Purchased Services</u>				
529 Other Insurance				381,429.30
530 Communications				61,496.07
580 Travel				158.93
Total Other Purchased Services				\$443,084.30
600 <u>Supplies</u>				
610 General Supplies	215,415.61	189,357.23		404,772.84
620 Energy				1,010,810.34
650 Supplies & Fees – Technology Related				2,866.87
Total Supplies	\$215,415.61	\$189,357.23		\$1,418,450.05
700 <u>Property</u>				
752 Capital Equipment – Original and Additional				19,811.00
762 Capitalized Equipment - Replacement				5,272.15
Total Property				\$25,083.15
800 <u>Other Objects</u>				
810 Dues and Fees				1,280.38

LEA : 120484803 Nazareth Area SD

Printed 11/25/2024 10:30:23 AM

General Fund (10)

2620 Operation of Buildings Services	<u>Elementary</u>	<u>Secondary</u>	<u>Federal</u>	<u>Total</u>
Total Other Objects				\$1,280.38
Total 2620 Operation of Buildings Services	\$215,415.61	\$189,357.23		\$7,928,453.14

LEA : 120484803 Nazareth Area SD

Printed 11/25/2024 10:30:23 AM

General Fund (10)				
2630 Care and Upkeep of Grounds Services	<u>Elementary</u>	<u>Secondary</u>	<u>Federal</u>	<u>Total</u>
300 <u>Purchased Professional and Technical Services</u>				
330 Other Professional Services				15,000.00
Total Purchased Professional and Technical Services				\$15,000.00
400 <u>Purchased Property Services</u>				
410 Cleaning Services				121,136.50
430 Repairs and Maintenance Services				37,857.00
440 Rentals				1,717.27
Total Purchased Property Services				\$160,710.77
600 <u>Supplies</u>				
610 General Supplies	27,137.32	24,548.45		51,685.77
Total Supplies	\$27,137.32	\$24,548.45		\$51,685.77
700 <u>Property</u>				
752 Capital Equipment – Original and Additional				11,254.95
762 Capitalized Equipment - Replacement				11,288.42
Total Property				\$22,543.37
Total 2630 Care and Upkeep of Grounds Services	\$27,137.32	\$24,548.45		\$249,939.91

LEA : 120484803 Nazareth Area SD

Printed 11/25/2024 10:30:23 AM

General Fund (10)				
2650 Vehicle Operation and Maintenance Services (Other Than Student Transportation Vehicles)	<u>Elementary</u>	<u>Secondary</u>	<u>Federal</u>	<u>Total</u>
400 <u>Purchased Property Services</u>				
430 Repairs and Maintenance Services				29,520.27
Total Purchased Property Services				\$29,520.27
600 <u>Supplies</u>				
610 General Supplies	11,172.57	11,172.57		22,345.14
620 Energy				16,612.42
Total Supplies	\$11,172.57	\$11,172.57		\$38,957.56
700 <u>Property</u>				
752 Capital Equipment – Original and Additional				103,604.00
Total Property				\$103,604.00
800 <u>Other Objects</u>				
810 Dues and Fees				107.64
Total Other Objects				\$107.64
Total 2650 Vehicle Operation and Maintenance Services (Other Than Student Transportation Vehicles)	\$11,172.57	\$11,172.57		\$172,189.47

LEA : 120484803 Nazareth Area SD

Printed 11/25/2024 10:30:23 AM

General Fund (10)

2660 Safety and Security Services	Elementary	Secondary	Federal	Total
100 <u>Personnel Services – Salaries</u>				
100 Personnel Services – Salaries				543,321.38
Total Personnel Services – Salaries				\$543,321.38
200 <u>Personnel Services – Employee Benefits</u>				
210 Group Insurance – Contracted Provider				3,169.79
220 Social Security Contributions				41,145.13
230 PSERS Retirement Contributions				180,945.41
270 Group Insurance – Self-Insurance				76,204.16
292 Health Savings Accounts				1,912.60
Total Personnel Services – Employee Benefits				\$303,377.09
300 <u>Purchased Professional and Technical Services</u>				
350 Security / Safety Services				3,500.00
Total Purchased Professional and Technical Services				\$3,500.00
400 <u>Purchased Property Services</u>				
430 Repairs and Maintenance Services				8,774.08
440 Rentals				77.91
Total Purchased Property Services				\$8,851.99
500 <u>Other Purchased Services</u>				
529 Other Insurance				43,178.00
530 Communications				3.91
580 Travel				2,466.18
Total Other Purchased Services				\$45,648.09
600 <u>Supplies</u>				
610 General Supplies	12,694.28	13,224.45		25,918.73
620 Energy				627.13
640 Books and Periodicals				210.40
650 Supplies & Fees – Technology Related				2,891.35
Total Supplies	\$12,694.28	\$13,224.45		\$29,647.61
700 <u>Property</u>				
752 Capital Equipment – Original and Additional				57,920.00
Total Property				\$57,920.00
800 <u>Other Objects</u>				
810 Dues and Fees				11,090.64
Total Other Objects				\$11,090.64
Total 2660 Safety and Security Services	\$12,694.28	\$13,224.45		\$1,003,356.80

LEA : 120484803 Nazareth Area SD

Printed 11/25/2024 10:30:23 AM

General Fund (10)				
2700 Student Transportation Services				
	<u>Elementary</u>	<u>Secondary</u>	<u>Federal</u>	<u>Total</u>
100 <u>Personnel Services – Salaries</u>				
100 Personnel Services – Salaries				135,116.74
Total Personnel Services – Salaries				\$135,116.74
200 <u>Personnel Services – Employee Benefits</u>				
210 Group Insurance – Contracted Provider				873.12
220 Social Security Contributions				10,009.44
230 PSERS Retirement Contributions				45,874.87
270 Group Insurance – Self-Insurance				31,724.28
Total Personnel Services – Employee Benefits				\$88,481.71
300 <u>Purchased Professional and Technical Services</u>				
330 Other Professional Services				303.80
340 Technical Services				13,825.00
390 Other Purchased Professional and Technical Services				3,708.00
Total Purchased Professional and Technical Services				\$17,836.80
400 <u>Purchased Property Services</u>				
430 Repairs and Maintenance Services				313.60
440 Rentals				49.91
Total Purchased Property Services				\$363.51
500 <u>Other Purchased Services</u>				
513 Contracted Carriers				5,347,844.42
516 Student Transportation Services From the IU				130,819.30
519 Student Transportation Services From Other Sources				15,907.65
530 Communications				28.62
580 Travel				495.98
Total Other Purchased Services				\$5,495,095.97
600 <u>Supplies</u>				
610 General Supplies				145.73
Total Supplies				\$145.73
800 <u>Other Objects</u>				
810 Dues and Fees				338.21
Total Other Objects				\$338.21
Total 2700 Student Transportation Services				\$5,737,378.67

LEA : 120484803 Nazareth Area SD

Printed 11/25/2024 10:30:23 AM

General Fund (10)

2710 Supervision of Student Transportation Services	<u>Elementary</u>	<u>Secondary</u>	<u>Federal</u>	<u>Total</u>
100 <u>Personnel Services – Salaries</u>				
100 Personnel Services – Salaries				135,116.74
Total Personnel Services – Salaries				\$135,116.74
200 <u>Personnel Services – Employee Benefits</u>				
210 Group Insurance – Contracted Provider				873.12
220 Social Security Contributions				10,009.44
230 PSERS Retirement Contributions				45,874.87
270 Group Insurance – Self-Insurance				31,724.28
Total Personnel Services – Employee Benefits				\$88,481.71
300 <u>Purchased Professional and Technical Services</u>				
330 Other Professional Services				303.80
340 Technical Services				13,825.00
Total Purchased Professional and Technical Services				\$14,128.80
400 <u>Purchased Property Services</u>				
440 Rentals				49.91
Total Purchased Property Services				\$49.91
500 <u>Other Purchased Services</u>				
530 Communications				28.62
580 Travel				495.98
Total Other Purchased Services				\$524.60
600 <u>Supplies</u>				
610 General Supplies				145.73
Total Supplies				\$145.73
800 <u>Other Objects</u>				
810 Dues and Fees				338.21
Total Other Objects				\$338.21
Total 2710 Supervision of Student Transportation Services				\$238,785.70

LEA : 120484803 Nazareth Area SD

Printed 11/25/2024 10:30:23 AM

General Fund (10)

2711 Supervision of Student Transportation Services – Head of Component	<u>Elementary</u>	<u>Secondary</u>	<u>Federal</u>	<u>Total</u>
100 <u>Personnel Services – Salaries</u>				
100 Personnel Services – Salaries				135,116.74
Total Personnel Services – Salaries				\$135,116.74
200 <u>Personnel Services – Employee Benefits</u>				
210 Group Insurance – Contracted Provider				873.12
220 Social Security Contributions				10,009.44
230 PSERS Retirement Contributions				45,874.87
270 Group Insurance – Self-Insurance				31,724.28
Total Personnel Services – Employee Benefits				\$88,481.71
300 <u>Purchased Professional and Technical Services</u>				
340 Technical Services				13,825.00
Total Purchased Professional and Technical Services				\$13,825.00
400 <u>Purchased Property Services</u>				
440 Rentals				49.91
Total Purchased Property Services				\$49.91
500 <u>Other Purchased Services</u>				
530 Communications				28.62
580 Travel				495.98
Total Other Purchased Services				\$524.60
600 <u>Supplies</u>				
610 General Supplies				145.73
Total Supplies				\$145.73
800 <u>Other Objects</u>				
810 Dues and Fees				338.21
Total Other Objects				\$338.21
Total 2711 Supervision of Student Transportation Services – Head of Component				\$238,481.90

LEA : 120484803 Nazareth Area SD

Printed 11/25/2024 10:30:23 AM

General Fund (10)

2719 Supervision of Student Transportation Services – All Other Supervision	<u>Elementary</u>	<u>Secondary</u>	<u>Federal</u>	<u>Total</u>
300 <u>Purchased Professional and Technical Services</u>				
330 Other Professional Services				303.80
Total Purchased Professional and Technical Services				\$303.80
Total 2719 Supervision of Student Transportation Services – All Other Supervision				\$303.80

Page 117

LEA : 120484803 Nazareth Area SD

Printed 11/25/2024 10:30:23 AM

General Fund (10)				
2750 Nonpublic Transportation	<u>Elementary</u>	<u>Secondary</u>	<u>Federal</u>	<u>Total</u>
500 <u>Other Purchased Services</u>				
513 Contracted Carriers				910,170.27
Total Other Purchased Services				\$910,170.27
Total 2750 Nonpublic Transportation				\$910,170.27

LEA : 120484803 Nazareth Area SD

Printed 11/25/2024 10:30:23 AM

General Fund (10)

2790 Other Student Transportation Services	<u>Elementary</u>	<u>Secondary</u>	<u>Federal</u>	<u>Total</u>
300 <u>Purchased Professional and Technical Services</u>				
390 Other Purchased Professional and Technical Services				3,708.00
Total Purchased Professional and Technical Services				\$3,708.00
400 <u>Purchased Property Services</u>				
430 Repairs and Maintenance Services				313.60
Total Purchased Property Services				\$313.60
500 <u>Other Purchased Services</u>				
519 Student Transportation Services From Other Sources				15,907.65
Total Other Purchased Services				\$15,907.65
Total 2790 Other Student Transportation Services				\$19,929.25

LEA : 120484803 Nazareth Area SD

Printed 11/25/2024 10:30:23 AM

General Fund (10)					
2800 Support Services – Central		Elementary	Secondary	Federal	Total
100 Personnel Services – Salaries					
100 Personnel Services – Salaries					997,478.16
Total Personnel Services – Salaries					\$997,478.16
200 Personnel Services – Employee Benefits					
210 Group Insurance – Contracted Provider					6,298.59
220 Social Security Contributions					74,069.54
230 PSERS Retirement Contributions					332,869.05
240 Tuition Reimbursement					14,262.00
260 Workers' Compensation					2,556.89
270 Group Insurance – Self-Insurance					264,970.64
292 Health Savings Accounts					1,451.25
Total Personnel Services – Employee Benefits					\$696,477.96
300 Purchased Professional and Technical Services					
329 Professional Educational Services – Other					9,975.25
330 Other Professional Services					3,432.00
340 Technical Services					2,648.25
360 Employee Training and Development Services					22,987.52
Total Purchased Professional and Technical Services					\$39,043.02
400 Purchased Property Services					
430 Repairs and Maintenance Services					10,027.68
440 Rentals					761.69
Total Purchased Property Services					\$10,789.37
500 Other Purchased Services					
530 Communications					41,084.44
580 Travel					22,222.78
Total Other Purchased Services					\$63,307.22
600 Supplies					
610 General Supplies					6,997.92
630 Food					720.63
650 Supplies & Fees – Technology Related					80,652.53
Total Supplies					\$88,371.08
800 Other Objects					
810 Dues and Fees					575.00
890 Miscellaneous Expenditures					910.00
Total Other Objects					\$1,485.00
Total 2800 Support Services – Central					\$1,896,951.81

LEA : 120484803 Nazareth Area SD

Printed 11/25/2024 10:30:23 AM

General Fund (10)

2810 Planning, Research, Development and Evaluation Services	<u>Elementary</u>	<u>Secondary</u>	<u>Federal</u>	<u>Total</u>
100 <u>Personnel Services – Salaries</u>				
100 Personnel Services – Salaries				12,202.50
Total Personnel Services – Salaries				\$12,202.50
200 <u>Personnel Services – Employee Benefits</u>				
220 Social Security Contributions				933.48
230 PSERS Retirement Contributions				4,148.86
Total Personnel Services – Employee Benefits				\$5,082.34
Total 2810 Planning, Research, Development and Evaluation Services				\$17,284.84

LEA : 120484803 Nazareth Area SD

Printed 11/25/2024 10:30:23 AM

General Fund (10)				
2820 Information Services				
	<u>Elementary</u>	<u>Secondary</u>	<u>Federal</u>	<u>Total</u>
100 <u>Personnel Services – Salaries</u>				
100 Personnel Services – Salaries				664,196.32
Total Personnel Services – Salaries				\$664,196.32
200 <u>Personnel Services – Employee Benefits</u>				
210 Group Insurance – Contracted Provider				4,217.72
220 Social Security Contributions				49,247.81
230 PSERS Retirement Contributions				221,488.16
260 Workers' Compensation				2,556.89
270 Group Insurance – Self-Insurance				169,014.48
292 Health Savings Accounts				750.00
Total Personnel Services – Employee Benefits				\$447,275.06
300 <u>Purchased Professional and Technical Services</u>				
340 Technical Services				2,648.25
Total Purchased Professional and Technical Services				\$2,648.25
400 <u>Purchased Property Services</u>				
430 Repairs and Maintenance Services				10,027.68
440 Rentals				6.21
Total Purchased Property Services				\$10,033.89
500 <u>Other Purchased Services</u>				
530 Communications				41,084.44
580 Travel				8,274.75
Total Other Purchased Services				\$49,359.19
600 <u>Supplies</u>				
610 General Supplies				3,862.80
650 Supplies & Fees – Technology Related				46,129.43
Total Supplies				\$49,992.23
Total 2820 Information Services				\$1,223,504.94

LEA : 120484803 Nazareth Area SD

Printed 11/25/2024 10:30:23 AM

General Fund (10)

2821 Supervision of Information Services	<u>Elementary</u>	<u>Secondary</u>	<u>Federal</u>	<u>Total</u>
100 <u>Personnel Services – Salaries</u>				
100 Personnel Services – Salaries				159,203.86
Total Personnel Services – Salaries				\$159,203.86
200 <u>Personnel Services – Employee Benefits</u>				
210 Group Insurance – Contracted Provider				1,161.31
220 Social Security Contributions				12,025.22
230 PSERS Retirement Contributions				52,329.38
260 Workers' Compensation				2,556.89
270 Group Insurance – Self-Insurance				20,355.24
292 Health Savings Accounts				750.00
Total Personnel Services – Employee Benefits				\$89,178.04
300 <u>Purchased Professional and Technical Services</u>				
340 Technical Services				2,648.25
Total Purchased Professional and Technical Services				\$2,648.25
400 <u>Purchased Property Services</u>				
430 Repairs and Maintenance Services				10,027.68
440 Rentals				5.07
Total Purchased Property Services				\$10,032.75
500 <u>Other Purchased Services</u>				
530 Communications				41,084.44
580 Travel				8,274.75
Total Other Purchased Services				\$49,359.19
600 <u>Supplies</u>				
610 General Supplies				3,862.80
650 Supplies & Fees – Technology Related				46,129.43
Total Supplies				\$49,992.23
Total 2821 Supervision of Information Services				\$360,414.32

LEA : 120484803 Nazareth Area SD

Printed 11/25/2024 10:30:23 AM

General Fund (10)

2824 Management Information Services	<u>Elementary</u>	<u>Secondary</u>	<u>Federal</u>	<u>Total</u>
100 <u>Personnel Services – Salaries</u>				
100 Personnel Services – Salaries				102,202.20
Total Personnel Services – Salaries				\$102,202.20
200 <u>Personnel Services – Employee Benefits</u>				
210 Group Insurance – Contracted Provider				806.91
220 Social Security Contributions				7,188.49
230 PSERS Retirement Contributions				33,461.74
270 Group Insurance – Self-Insurance				19,799.16
Total Personnel Services – Employee Benefits				\$61,256.30
400 <u>Purchased Property Services</u>				
440 Rentals				1.14
Total Purchased Property Services				\$1.14
Total 2824 Management Information Services				\$163,459.64

LEA : 120484803 Nazareth Area SD

Printed 11/25/2024 10:30:23 AM

General Fund (10)

2829 Other Information Services	<u>Elementary</u>	<u>Secondary</u>	<u>Federal</u>	<u>Total</u>
100 <u>Personnel Services – Salaries</u>				
100 Personnel Services – Salaries				402,790.26
Total Personnel Services – Salaries				\$402,790.26
200 <u>Personnel Services – Employee Benefits</u>				
210 Group Insurance – Contracted Provider				2,249.50
220 Social Security Contributions				30,034.10
230 PSERS Retirement Contributions				135,697.04
270 Group Insurance – Self-Insurance				128,860.08
Total Personnel Services – Employee Benefits				\$296,840.72
Total 2829 Other Information Services				\$699,630.98

LEA : 120484803 Nazareth Area SD

Printed 11/25/2024 10:30:23 AM

General Fund (10)				
2830 Staff Services	<u>Elementary</u>	<u>Secondary</u>	<u>Federal</u>	<u>Total</u>
100 <u>Personnel Services – Salaries</u>				
100 Personnel Services – Salaries				248,895.65
Total Personnel Services – Salaries				\$248,895.65
200 <u>Personnel Services – Employee Benefits</u>				
210 Group Insurance – Contracted Provider				1,855.51
220 Social Security Contributions				18,723.31
230 PSERS Retirement Contributions				82,689.56
240 Tuition Reimbursement				14,262.00
270 Group Insurance – Self-Insurance				52,194.12
292 Health Savings Accounts				701.25
Total Personnel Services – Employee Benefits				\$170,425.75
300 <u>Purchased Professional and Technical Services</u>				
329 Professional Educational Services – Other				9,975.25
330 Other Professional Services				3,432.00
360 Employee Training and Development Services				22,987.52
Total Purchased Professional and Technical Services				\$36,394.77
400 <u>Purchased Property Services</u>				
440 Rentals				755.07
Total Purchased Property Services				\$755.07
500 <u>Other Purchased Services</u>				
580 Travel				13,948.03
Total Other Purchased Services				\$13,948.03
600 <u>Supplies</u>				
610 General Supplies				3,135.12
630 Food				720.63
650 Supplies & Fees – Technology Related				34,523.10
Total Supplies				\$38,378.85
800 <u>Other Objects</u>				
810 Dues and Fees				575.00
890 Miscellaneous Expenditures				910.00
Total Other Objects				\$1,485.00
Total 2830 Staff Services				\$510,283.12

LEA : 120484803 Nazareth Area SD

Printed 11/25/2024 10:30:23 AM

General Fund (10)

2831 Supervision of Staff Services	<u>Elementary</u>	<u>Secondary</u>	<u>Federal</u>	<u>Total</u>
100 <u>Personnel Services – Salaries</u>				
100 Personnel Services – Salaries				248,895.65
Total Personnel Services – Salaries				\$248,895.65
200 <u>Personnel Services – Employee Benefits</u>				
210 Group Insurance – Contracted Provider				1,855.51
220 Social Security Contributions				18,723.31
230 PSERS Retirement Contributions				82,689.56
270 Group Insurance – Self-Insurance				52,194.12
292 Health Savings Accounts				701.25
Total Personnel Services – Employee Benefits				\$156,163.75
300 <u>Purchased Professional and Technical Services</u>				
330 Other Professional Services				3,432.00
Total Purchased Professional and Technical Services				\$3,432.00
400 <u>Purchased Property Services</u>				
440 Rentals				755.07
Total Purchased Property Services				\$755.07
600 <u>Supplies</u>				
610 General Supplies				3,135.12
630 Food				720.63
650 Supplies & Fees – Technology Related				34,523.10
Total Supplies				\$38,378.85
800 <u>Other Objects</u>				
810 Dues and Fees				575.00
Total Other Objects				\$575.00
Total 2831 Supervision of Staff Services				\$448,200.32

LEA : 120484803 Nazareth Area SD

Printed 11/25/2024 10:30:23 AM

General Fund (10)				
2832 Recruitment and Placement Services	<u>Elementary</u>	<u>Secondary</u>	<u>Federal</u>	<u>Total</u>
800 <u>Other Objects</u>				
890 Miscellaneous Expenditures				910.00
Total Other Objects				\$910.00
Total 2832 Recruitment and Placement Services				\$910.00

LEA : 120484803 Nazareth Area SD

Printed 11/25/2024 10:30:23 AM

General Fund (10)

2834 Staff Development Services – Non-Instructional, Certified Staff Only	<u>Elementary</u>	<u>Secondary</u>	<u>Federal</u>	<u>Total</u>
300 <u>Purchased Professional and Technical Services</u>				
329 Professional Educational Services – Other				9,975.25
360 Employee Training and Development Services				11,804.50
Total Purchased Professional and Technical Services				\$21,779.75
500 <u>Other Purchased Services</u>				
580 Travel				8,952.93
Total Other Purchased Services				\$8,952.93
Total 2834 Staff Development Services – Non-Instructional, Certified Staff Only				\$30,732.68

LEA : 120484803 Nazareth Area SD

Printed 11/25/2024 10:30:23 AM

General Fund (10)

2836 Staff Development Services – Non-Instructional, Non-Certified Staff Only	<u>Elementary</u>	<u>Secondary</u>	<u>Federal</u>	<u>Total</u>
200 <u>Personnel Services – Employee Benefits</u>				
240 Tuition Reimbursement				14,262.00
Total Personnel Services – Employee Benefits				\$14,262.00
300 <u>Purchased Professional and Technical Services</u>				
360 Employee Training and Development Services				11,183.02
Total Purchased Professional and Technical Services				\$11,183.02
500 <u>Other Purchased Services</u>				
580 Travel				4,995.10
Total Other Purchased Services				\$4,995.10
Total 2836 Staff Development Services – Non-Instructional, Non-Certified Staff Only				\$30,440.12

LEA : 120484803 Nazareth Area SD

Printed 11/25/2024 10:30:23 AM

General Fund (10)

2840 Data Processing Services	<u>Elementary</u>	<u>Secondary</u>	<u>Federal</u>	<u>Total</u>
100 <u>Personnel Services – Salaries</u>				
100 Personnel Services – Salaries				72,183.69
Total Personnel Services – Salaries				\$72,183.69
200 <u>Personnel Services – Employee Benefits</u>				
210 Group Insurance – Contracted Provider				225.36
220 Social Security Contributions				5,164.94
230 PSERS Retirement Contributions				24,542.47
270 Group Insurance – Self-Insurance				43,762.04
Total Personnel Services – Employee Benefits				\$73,694.81
400 <u>Purchased Property Services</u>				
440 Rentals				0.41
Total Purchased Property Services				\$0.41
Total 2840 Data Processing Services				\$145,878.91

LEA : 120484803 Nazareth Area SD

Printed 11/25/2024 10:30:23 AM

General Fund (10)

2900 Other Support Services	<u>Elementary</u>	<u>Secondary</u>	<u>Federal</u>	<u>Total</u>
500 <u>Other Purchased Services</u>				
595 IU Payments By Withholding				47,676.85
Total Other Purchased Services				\$47,676.85
Total 2900 Other Support Services				\$47,676.85

LEA : 120484803 Nazareth Area SD

Printed 11/25/2024 10:30:23 AM

General Fund (10)

2910 Support Services Not Listed Elsewhere In the 2000 Series

Elementary Secondary Federal Total

500 Other Purchased Services

595 IU Payments By Withholding 47,676.85

Total Other Purchased Services \$47,676.85

Total 2910 Support Services Not Listed Elsewhere In the 2000 Series \$47,676.85

LEA : 120484803 Nazareth Area SD

Printed 11/25/2024 10:31:03 AM

General Fund (10)

3000 Operation of Non-Instructional Services		Total
100 <u>Personnel Services – Salaries</u>		
100 Personnel Services – Salaries		935,210.04
Total Personnel Services – Salaries		\$935,210.04
200 <u>Personnel Services – Employee Benefits</u>		
210 Group Insurance – Contracted Provider		1,136.05
220 Social Security Contributions		71,203.67
230 PSERS Retirement Contributions		282,900.53
250 Unemployment Compensation		66.66
260 Workers' Compensation		2,721.47
270 Group Insurance – Self-Insurance		41,672.88
292 Health Savings Accounts		750.00
Total Personnel Services – Employee Benefits		\$400,451.26
300 <u>Purchased Professional and Technical Services</u>		
330 Other Professional Services		55,919.70
340 Technical Services		18,084.87
350 Security / Safety Services		106,322.49
Total Purchased Professional and Technical Services		\$180,327.06
400 <u>Purchased Property Services</u>		
430 Repairs and Maintenance Services		32,757.09
440 Rentals		11,893.08
Total Purchased Property Services		\$44,650.17
500 <u>Other Purchased Services</u>		
510 Student Transportation Services		113,285.31
530 Communications		2,826.24
580 Travel		15,548.81
Total Other Purchased Services		\$131,660.36
600 <u>Supplies</u>		
610 General Supplies		156,210.09
620 Energy		133.55
630 Food		1,153.10
640 Books and Periodicals		174.42
650 Supplies & Fees – Technology Related		450.00
Total Supplies		\$158,121.16
700 <u>Property</u>		
762 Capitalized Equipment - Replacement		12,495.00
Total Property		\$12,495.00
800 <u>Other Objects</u>		
810 Dues and Fees		4,175.00
880 Refunds of Prior Years' Receipts		106,398.00
890 Miscellaneous Expenditures		72,747.88
Total Other Objects		\$183,320.88
Total 3000 Operation of Non-Instructional Services		\$2,046,235.93

LEA : 120484803 Nazareth Area SD

Printed 11/25/2024 10:31:03 AM

General Fund (10)

3200 Student Activities

	<u>Elementary</u>	<u>Secondary</u>	<u>Federal</u>	<u>Total</u>
100 <u>Personnel Services – Salaries</u>				
100 Personnel Services – Salaries				935,210.04
Total Personnel Services – Salaries				\$935,210.04
200 <u>Personnel Services – Employee Benefits</u>				
210 Group Insurance – Contracted Provider				1,136.05
220 Social Security Contributions				71,203.67
230 PSERS Retirement Contributions				282,900.53
250 Unemployment Compensation				66.66
260 Workers' Compensation				2,721.47
270 Group Insurance – Self-Insurance				41,672.88
292 Health Savings Accounts				750.00
Total Personnel Services – Employee Benefits				\$400,451.26
300 <u>Purchased Professional and Technical Services</u>				
330 Other Professional Services				55,919.70
340 Technical Services				18,084.87
350 Security / Safety Services				22,140.49
Total Purchased Professional and Technical Services				\$96,145.06
400 <u>Purchased Property Services</u>				
430 Repairs and Maintenance Services				32,757.09
440 Rentals				11,893.08
Total Purchased Property Services				\$44,650.17
500 <u>Other Purchased Services</u>				
510 Student Transportation Services				113,285.31
530 Communications				2,826.24
580 Travel				15,548.81
Total Other Purchased Services				\$131,660.36
600 <u>Supplies</u>				
610 General Supplies				155,910.09
620 Energy				133.55
630 Food				1,153.10
640 Books and Periodicals				174.42
650 Supplies & Fees – Technology Related				450.00
Total Supplies				\$157,821.16
700 <u>Property</u>				
762 Capitalized Equipment - Replacement				12,495.00
Total Property				\$12,495.00
800 <u>Other Objects</u>				
810 Dues and Fees				4,175.00
890 Miscellaneous Expenditures				4,035.36
Total Other Objects				\$8,210.36
Total 3200 Student Activities				\$1,786,643.41

LEA : 120484803 Nazareth Area SD

Printed 11/25/2024 10:31:03 AM

General Fund (10)

3300 Community Services	<u>Elementary</u>	<u>Secondary</u>	<u>Federal</u>	<u>Total</u>
300 <u>Purchased Professional and Technical Services</u>				
350 Security / Safety Services				84,182.00
Total Purchased Professional and Technical Services				\$84,182.00
600 <u>Supplies</u>				
610 General Supplies			300.00	300.00
Total Supplies			\$300.00	\$300.00
800 <u>Other Objects</u>				
880 Refunds of Prior Years' Receipts				106,398.00
Total Other Objects				\$106,398.00
Total 3300 Community Services			\$300.00	\$190,880.00

LEA : 120484803 Nazareth Area SD

Printed 11/25/2024 10:31:03 AM

General Fund (10)

3400 Scholarships and Awards

<u>Elementary</u>	<u>Secondary</u>	<u>Federal</u>	<u>Total</u>
-------------------	------------------	----------------	--------------

800 Other Objects

890 Miscellaneous Expenditures				68,712.52
--------------------------------	--	--	--	-----------

Total Other Objects				\$68,712.52
----------------------------	--	--	--	--------------------

Total 3400 Scholarships and Awards				\$68,712.52
---	--	--	--	--------------------

LEA : 120484803 Nazareth Area SD

Printed 11/25/2024 10:31:19 AM

General Fund (10)

4000 Facilities Acquisition, Construction and Improvement Services

Total

700 Property

762 Capitalized Equipment - Replacement

28,166.00

Total Property

\$28,166.00

Total 4000 Facilities Acquisition, Construction and Improvement Services

\$28,166.00

LEA : 120484803 Nazareth Area SD

Printed 11/25/2024 10:31:19 AM

General Fund (10)

4200 Existing Site Improvement Services	<u>Elementary</u>	<u>Secondary</u>	<u>Federal</u>	<u>Total</u>
700 <u>Property</u>				
762 Capitalized Equipment - Replacement				28,166.00
Total Property				\$28,166.00
Total 4200 Existing Site Improvement Services				\$28,166.00

LEA : 120484803 Nazareth Area SD

Printed 11/25/2024 10:31:49 AM

General Fund (10)

5000 Other Expenditures and Financing Uses		<u>Total</u>
800 <u>Other Objects</u>		
830 Interest		3,146,144.35
880 Refunds of Prior Years' Receipts		11,606.29
Total Other Objects		\$3,157,750.64
900 <u>Other Uses of Funds</u>		
910 Redemption of Principal		5,588,629.52
932 Capital Reserve Fund Transfers Applicable To Fund 32		1,020,369.17
Total Other Uses of Funds		\$6,608,998.69
Total 5000 Other Expenditures and Financing Uses		\$9,766,749.33

LEA : 120484803 Nazareth Area SD

Printed 11/25/2024 10:31:49 AM

General Fund (10)

5100 Debt Service / Other Expenditures and Financing Uses	<u>Elementary</u>	<u>Secondary</u>	<u>Federal</u>	<u>Total</u>
800 <u>Other Objects</u>				
830 Interest				3,146,144.35
880 Refunds of Prior Years' Receipts				11,606.29
Total Other Objects				\$3,157,750.64
900 <u>Other Uses of Funds</u>				
910 Redemption of Principal				5,588,629.52
Total Other Uses of Funds				\$5,588,629.52
Total 5100 Debt Service / Other Expenditures and Financing Uses				\$8,746,380.16

LEA : 120484803 Nazareth Area SD

Printed 11/25/2024 10:31:49 AM

General Fund (10)

5110 Debt Service	<u>Elementary</u>	<u>Secondary</u>	<u>Federal</u>	<u>Total</u>
800 <u>Other Objects</u>				
830 Interest				3,141,767.30
Total Other Objects				\$3,141,767.30
900 <u>Other Uses of Funds</u>				
910 Redemption of Principal				5,485,581.97
Total Other Uses of Funds				\$5,485,581.97
Total 5110 Debt Service				\$8,627,349.27

LEA : 120484803 Nazareth Area SD

Printed 11/25/2024 10:31:49 AM

General Fund (10)

5130 Refund of Prior Year Revenues / Receipts	<u>Elementary</u>	<u>Secondary</u>	<u>Federal</u>	<u>Total</u>
800 <u>Other Objects</u>				
880 Refunds of Prior Years' Receipts				11,606.29
Total Other Objects				\$11,606.29
Total 5130 Refund of Prior Year Revenues / Receipts				\$11,606.29

LEA : 120484803 Nazareth Area SD

Printed 11/25/2024 10:31:49 AM

General Fund (10)

5140 Leases and Other Right-to-Use Arrangements	<u>Elementary</u>	<u>Secondary</u>	<u>Federal</u>	<u>Total</u>
800 <u>Other Objects</u>				
830 Interest				4,377.05
Total Other Objects				\$4,377.05
900 <u>Other Uses of Funds</u>				
910 Redemption of Principal				103,047.55
Total Other Uses of Funds				\$103,047.55
Total 5140 Leases and Other Right-to-Use Arrangements				\$107,424.60

LEA : 120484803 Nazareth Area SD

Printed 11/25/2024 10:31:49 AM

General Fund (10)

5200 Interfund Transfers – Out	<u>Elementary</u>	<u>Secondary</u>	<u>Federal</u>	<u>Total</u>
900 <u>Other Uses of Funds</u>				
932 Capital Reserve Fund Transfers Applicable To Fund 32				1,020,369.17
Total Other Uses of Funds				\$1,020,369.17
Total 5200 Interfund Transfers – Out				\$1,020,369.17

LEA : 120484803 Nazareth Area SD

Printed 11/25/2024 10:31:49 AM

General Fund (10)

5230 Capital Projects Fund Transfers	<u>Elementary</u>	<u>Secondary</u>	<u>Federal</u>	<u>Total</u>
900 <u>Other Uses of Funds</u>				
932 Capital Reserve Fund Transfers Applicable To Fund 32				1,020,369.17
Total Other Uses of Funds				\$1,020,369.17
Total 5230 Capital Projects Fund Transfers				\$1,020,369.17

LEA : 120484803 Nazareth Area SD

Printed 11/25/2024 10:30:48 AM

Capital Reserve Fund - § 1431 (32)

		<u>Total</u>
2000 Support Services		
400 <u>Purchased Property Services</u>		
430 Repairs and Maintenance Services		11,000.00
Total Purchased Property Services		\$11,000.00
600 <u>Supplies</u>		
610 General Supplies		106.63
Total Supplies		\$106.63
700 <u>Property</u>		
762 Capitalized Equipment - Replacement		78,369.64
Total Property		\$78,369.64
Total 2000 Support Services		\$89,476.27

LEA : 120484803 Nazareth Area SD

Printed 11/25/2024 10:30:48 AM

Capital Reserve Fund - § 1431 (32)

2500 Support Services – Business

Elementary Secondary Federal Total

600 <u>Supplies</u>				
610 General Supplies				106.63

Total Supplies				\$106.63
Total 2500 Support Services – Business				\$106.63

LEA : 120484803 Nazareth Area SD

Printed 11/25/2024 10:30:48 AM

Capital Reserve Fund - § 1431 (32)

2510 Fiscal Services	<u>Elementary</u>	<u>Secondary</u>	<u>Federal</u>	<u>Total</u>
600 <u>Supplies</u>				
610 General Supplies				106.63
Total Supplies				\$106.63
Total 2510 Fiscal Services				\$106.63

LEA : 120484803 Nazareth Area SD

Printed 11/25/2024 10:30:48 AM

Capital Reserve Fund - § 1431 (32)

2519 Other Fiscal Services

<u>Elementary</u>	<u>Secondary</u>	<u>Federal</u>	<u>Total</u>
-------------------	------------------	----------------	--------------

600 Supplies

610 General Supplies			106.63
----------------------	--	--	--------

Total Supplies			\$106.63
-----------------------	--	--	-----------------

Total 2519 Other Fiscal Services			\$106.63
---	--	--	-----------------

LEA : 120484803 Nazareth Area SD

Printed 11/25/2024 10:30:48 AM

Capital Reserve Fund - § 1431 (32)

2600 Operation and Maintenance of Plant Services	<u>Elementary</u>	<u>Secondary</u>	<u>Federal</u>	<u>Total</u>
400 <u>Purchased Property Services</u>				
430 Repairs and Maintenance Services				11,000.00
Total Purchased Property Services				\$11,000.00
700 <u>Property</u>				
762 Capitalized Equipment - Replacement				78,369.64
Total Property				\$78,369.64
Total 2600 Operation and Maintenance of Plant Services				\$89,369.64

LEA : 120484803 Nazareth Area SD

Printed 11/25/2024 10:30:48 AM

Capital Reserve Fund - § 1431 (32)

2620 Operation of Buildings Services	<u>Elementary</u>	<u>Secondary</u>	<u>Federal</u>	<u>Total</u>
400 <u>Purchased Property Services</u>				
430 Repairs and Maintenance Services				11,000.00
Total Purchased Property Services				\$11,000.00
700 <u>Property</u>				
762 Capitalized Equipment - Replacement				78,369.64
Total Property				\$78,369.64
Total 2620 Operation of Buildings Services				\$89,369.64

LEA : 120484803 Nazareth Area SD

Printed 11/25/2024 10:31:35 AM

Capital Reserve Fund - § 1431 (32)

4000 Facilities Acquisition, Construction and Improvement Services

Total

300 Purchased Professional and Technical Services

329 Professional Educational Services – Other	14,030.55
330 Other Professional Services	57,363.22

Total Purchased Professional and Technical Services	\$71,393.77
---	-------------

400 Purchased Property Services

430 Repairs and Maintenance Services	67,626.39
450 Construction Services	533,355.67

Total Purchased Property Services	\$600,982.06
-----------------------------------	--------------

700 Property

762 Capitalized Equipment - Replacement	79,328.57
---	-----------

Total Property	\$79,328.57
----------------	-------------

Total 4000 Facilities Acquisition, Construction and Improvement Services	\$751,704.40
--	--------------

LEA : 120484803 Nazareth Area SD

Printed 11/25/2024 10:31:35 AM

Capital Reserve Fund - § 1431 (32)

4200 Existing Site Improvement Services

Elementary

Secondary

Federal

Total

400 Purchased Property Services

450 Construction Services

234,665.90

Total Purchased Property Services				\$234,665.90
Total 4200 Existing Site Improvement Services				\$234,665.90

LEA : 120484803 Nazareth Area SD

Printed 11/25/2024 10:31:35 AM

Capital Reserve Fund - § 1431 (32)

4300 Architecture and Engineering Services / Educational Specifications Development – Original and Additional	<u>Elementary</u>	<u>Secondary</u>	<u>Federal</u>	<u>Total</u>
300 <u>Purchased Professional and Technical Services</u>				
329 Professional Educational Services – Other				14,030.55
330 Other Professional Services				50,500.00
Total Purchased Professional and Technical Services				\$64,530.55
Total 4300 Architecture and Engineering Services / Educational Specifications Development – Original and Additional				\$64,530.55

LEA : 120484803 Nazareth Area SD

Printed 11/25/2024 10:31:35 AM

Capital Reserve Fund - § 1431 (32)

4500 Building Acquisition and Construction Services – Original and Additional	<u>Elementary</u>	<u>Secondary</u>	<u>Federal</u>	<u>Total</u>
400 <u>Purchased Property Services</u>				
450 Construction Services				58,234.29
Total Purchased Property Services				\$58,234.29
Total 4500 Building Acquisition and Construction Services – Original and Additional				\$58,234.29

LEA : 120484803 Nazareth Area SD

Printed 11/25/2024 10:31:35 AM

Capital Reserve Fund - § 1431 (32)

4600 Existing Building Improvement Services	<u>Elementary</u>	<u>Secondary</u>	<u>Federal</u>	<u>Total</u>
300 <u>Purchased Professional and Technical Services</u>				
330 Other Professional Services				6,863.22
Total Purchased Professional and Technical Services				\$6,863.22
400 <u>Purchased Property Services</u>				
430 Repairs and Maintenance Services				67,626.39
450 Construction Services				240,455.48
Total Purchased Property Services				\$308,081.87
700 <u>Property</u>				
762 Capitalized Equipment - Replacement				79,328.57
Total Property				\$79,328.57
Total 4600 Existing Building Improvement Services				\$394,273.66

LEA : 120484803 Nazareth Area SD

Printed 11/25/2024 10:32:05 AM

	<u>General Fund(10)</u>	<u>Student Sponsored Activity Fund(21)</u>	<u>Public Purpose Trust(27)</u>	<u>Other Compt Approved (28)</u>	<u>Athletic / Activity(29)</u>
1000 <u>Instruction</u>					
1100 Regular Programs - Elementary / Secondary	46,380,398.07				
1200 Special Programs - Elementary / Secondary	15,420,581.08				
1300 Vocational Education	1,793,598.32				
1400 Other Instructional Programs - Elementary / Secondary	159,962.45				
1500 Nonpublic School Programs	4,365.99				
1600 Adult Education Programs	718,228.04				
Total Instruction	\$64,477,133.95				
2000 <u>Support Services</u>					
2100 Support Services - Students	3,789,974.61				
2200 Support Services - Instructional Staff	2,384,113.89				
2300 Support Services - Administration	4,746,569.07				
2400 Support Services - Pupil Health	1,269,162.24				
2500 Support Services - Business	1,292,628.29				
2600 Operation and Maintenance of Plant Services	9,823,366.49				
2700 Student Transportation Services	5,737,378.67				
2800 Support Services - Central	1,896,951.81				
2900 Other Support Services	47,676.85				
Total Support Services	\$30,987,821.92				
3000 <u>Operation of Non-Instructional Services</u>					
3200 Student Activities	1,786,643.41				
3300 Community Services	190,880.00				
3400 Scholarships and Awards	68,712.52				
Total Operation of Non-Instructional Services	\$2,046,235.93				
4000 <u>Facilities Acquisition, Construction and Improvement Services</u>					
4200 Existing Site Improvement Services	28,166.00				
4300 Architecture and Engineering Services / Educational Specifications Development - Original and Additional					
4500 Building Acquisition and Construction Services - Original and Additional					
4600 Existing Building Improvement Services					
Total Facilities Acquisition, Construction and Improvement Services	\$28,166.00				
5000 <u>Other Expenditures and Financing Uses</u>					
5100 Debt Service / Other Expenditures and Financing Uses	8,746,380.16				
5200 Interfund Transfers - Out	1,020,369.17				
Total Other Expenditures and Financing Uses	\$9,766,749.33				

LEA : 120484803 Nazareth Area SD

Printed 11/25/2024 10:32:05 AM

	<u>Capital Reserve (690.</u> <u>1850)(31)</u>	<u>Capital Reserve (1431)(32)</u>	<u>Other Capital Projects</u> <u>Fund(39)</u>	<u>Debt Service(40)</u>	<u>Permanent(90)</u>
1000 <u>Instruction</u>					
1100 Regular Programs - Elementary / Secondary					
1200 Special Programs - Elementary / Secondary					
1300 Vocational Education					
1400 Other Instructional Programs - Elementary / Secondary					
1500 Nonpublic School Programs					
1600 Adult Education Programs					
Total Instruction					
2000 <u>Support Services</u>					
2100 Support Services - Students					
2200 Support Services - Instructional Staff					
2300 Support Services - Administration					
2400 Support Services - Pupil Health					
2500 Support Services - Business				106.63	
2600 Operation and Maintenance of Plant Services				89,369.64	
2700 Student Transportation Services					
2800 Support Services - Central					
2900 Other Support Services					
Total Support Services				\$89,476.27	
3000 <u>Operation of Non-Instructional Services</u>					
3200 Student Activities					
3300 Community Services					
3400 Scholarships and Awards					
Total Operation of Non-Instructional Services					
4000 <u>Facilities Acquisition, Construction and Improvement Services</u>					
4200 Existing Site Improvement Services				234,665.90	
4300 Architecture and Engineering Services / Educational Specifications Development - Original and Additional				64,530.55	
4500 Building Acquisition and Construction Services - Original and Additional				58,234.29	
4600 Existing Building Improvement Services				394,273.66	
Total Facilities Acquisition, Construction and Improvement Services				\$751,704.40	
5000 <u>Other Expenditures and Financing Uses</u>					
5100 Debt Service / Other Expenditures and Financing Uses					
5200 Interfund Transfers - Out					
Total Other Expenditures and Financing Uses					

LEA : 120484803 Nazareth Area SD

Printed 11/25/2024 10:32:05 AM

	<u>Total</u>
1000 <u>Instruction</u>	
1100 Regular Programs - Elementary / Secondary	46,380,398.07
1200 Special Programs - Elementary / Secondary	15,420,581.08
1300 Vocational Education	1,793,598.32
1400 Other Instructional Programs - Elementary / Secondary	159,962.45
1500 Nonpublic School Programs	4,365.99
1600 Adult Education Programs	718,228.04
Total Instruction	\$64,477,133.95
2000 <u>Support Services</u>	
2100 Support Services - Students	3,789,974.61
2200 Support Services - Instructional Staff	2,384,113.89
2300 Support Services - Administration	4,746,569.07
2400 Support Services - Pupil Health	1,269,162.24
2500 Support Services - Business	1,292,734.92
2600 Operation and Maintenance of Plant Services	9,912,736.13
2700 Student Transportation Services	5,737,378.67
2800 Support Services - Central	1,896,951.81
2900 Other Support Services	47,676.85
Total Support Services	\$31,077,298.19
3000 <u>Operation of Non-Instructional Services</u>	
3200 Student Activities	1,786,643.41
3300 Community Services	190,880.00
3400 Scholarships and Awards	68,712.52
Total Operation of Non-Instructional Services	\$2,046,235.93
4000 <u>Facilities Acquisition, Construction and Improvement Services</u>	
4200 Existing Site Improvement Services	262,831.90
4300 Architecture and Engineering Services / Educational Specifications Development - Original and Additional	64,530.55
4500 Building Acquisition and Construction Services - Original and Additional	58,234.29
4600 Existing Building Improvement Services	394,273.66
Total Facilities Acquisition, Construction and Improvement Services	\$779,870.40
5000 <u>Other Expenditures and Financing Uses</u>	
5100 Debt Service / Other Expenditures and Financing Uses	8,746,380.16
5200 Interfund Transfers - Out	1,020,369.17
Total Other Expenditures and Financing Uses	\$9,766,749.33

LEA : 120484803 Nazareth Area SD

Printed 11/25/2024 10:32:05 AM

	<u>General Fund(10)</u>	<u>Student Sponsored Activity Fund(21)</u>	<u>Public Purpose Trust(27)</u>	<u>Other Compt Approved (28)</u>	<u>Athletic / Activity(29)</u>
TOTAL ACTUAL EXPENDITURES & OTHER FINANCING USES	\$107,306,107.13				

LEA : 120484803 Nazareth Area SD

Printed 11/25/2024 10:32:05 AM

	<u>Capital Reserve (690.</u> <u>1850)(31)</u>	<u>Capital Reserve (1431)(32)</u>	<u>Other Capital Projects</u> <u>Fund(39)</u>	<u>Debt Service(40)</u>	<u>Permanent(90)</u>
TOTAL ACTUAL EXPENDITURES & OTHER FINANCING USES			\$841,180.67		

<u>Total</u>	
TOTAL ACTUAL EXPENDITURES & OTHER FINANCING USES	\$108,147,287.80

LEA : 120484803 Nazareth Area SD

Printed 11/25/2024 10:32:24 AM

PSERS Salary Data (Salary Data should relate to the General Fund only)

Amount	Description	Amount
	Total Salary Base for salaries subject to PSERS withholding	45,502,639.19
	Total Federally Funded salaries subject to PSERS withholding	1,403,169.40

Title I Expenditure Data

Amount	Description	Amount
	Expenditures Funded with Current Title I Funds	240,224.00
Total	Title I Expenditure Data	\$240,224.00

Title IV Revenue Data

Amount	Description	Amount
	Revenue from Title IV-A-1: Student Support and Academic Enrichment Grants	22,125.00

LEA : 120484803 Nazareth Area SD

1 .	<u>Current Special Education Expenditures within Function 1000</u> See list of exclusions in the note below.	16,981,390.00
2 .	<u>Current Special Education Expenditures within Function 2000</u> See list of exclusions in the note below.	4,675,799.26
2A.	<u>Current Special Education Expenditures within Sub-Function 2100</u> This data should also be included in line 2 above. See list of exclusions in the note below.	597,605.36
2B.	<u>Current Special Education Expenditures within Sub-Function 2200</u> This data should also be included in line 2 above. See list of exclusions in the note below.	375,928.44
2C.	<u>Current Special Education Expenditures within Sub-Function 2700</u> This data should also be included in line 2 above. See list of exclusions in the note below.	740,529.31
3.	<u>Current Special Education Expenditures within Sub-Function 3100</u> See list of exclusions in the note below.	
4.	<u>Current Special Education Expenditures within Sub-Function 3200</u> See list of exclusions in the note below.	279,748.73

Note: The Current Special Education Expenditure amounts for each line should be calculated as follows:

- * Include the total expenditures for special education costs from all governmental funds and the food service fund 51 for the function/sub-function requested
- * Exclude data from sub-functions: 1243,1450,1500,1600,1807,2280,2450,2750,2990
- * Exclude data from objects: 322,511,512,516,561,562,564,566,592,593,594,595,596,597,700,830,899

Benefits for Staff Relative to Collective Bargaining Agreements

	OBJECT	COVERED	NOT COVERED	TOTAL
10 General Fund				
	211 Medical Insurance			
	212 Dental Insurance			
	215 Eye Care Insurance	45,518.31	6,366.14	51,884.45
	216 Prescription Insurance			
	271 Self-Insurance Medical Benefits	8,238,321.08	513,318.17	8,751,639.25
	272 Self-Insurance Dental Benefits	579,135.28	35,589.12	614,724.40
	275 Self-Insurance Eye Care Benefits			
	276 Self-Insurance Prescription Benefits	1,559,513.30	100,791.26	1,660,304.56
	FUND TOTAL	\$10,422,487.97	\$656,064.69	\$11,078,552.66
50 Enterprise Fund				
	211 Medical Insurance			
	212 Dental Insurance			
	215 Eye Care Insurance	562.98	182.76	745.74
	216 Prescription Insurance			
	271 Self-Insurance Medical Benefits	149,090.64	15,776.76	164,867.40
	272 Self-Insurance Dental Benefits	8,341.20	1,112.16	9,453.36
	275 Self-Insurance Eye Care Benefits			
	276 Self-Insurance Prescription Benefits	27,125.88	3,191.28	30,317.16
	FUND TOTAL	\$185,120.70	\$20,262.96	\$205,383.66
60 Internal Service Fund	No Self Insurance data to report			
	211 Medical Insurance			
	212 Dental Insurance			
	215 Eye Care Insurance			
	216 Prescription Insurance			
	271 Self-Insurance Medical Benefits			
	272 Self-Insurance Dental Benefits			
	275 Self-Insurance Eye Care Benefits			
	276 Self-Insurance Prescription Benefits			
	FUND TOTAL			
Total of All Funds		\$10,607,608.67	\$676,327.65	\$11,283,936.32

LEA : 120484803 Nazareth Area SD

Printed 11/25/2024 10:32:58 AM

Function	Special Education (Prior Year)	Nonspecial Education (Prior Year)	Total (Prior Year)	Special Education (Current Year)	Nonspecial Education (Current Year)	Total (Current Year)
2120 Guidance Services	430,913.55	1,723,654.18	2,154,567.73	432,418.97	1,729,675.90	2,162,094.87
2140 Psychological Services	718,760.65	239,586.88	958,347.53	727,779.40	242,593.14	970,372.54
2150 Speech Pathology and Audiology Services						
2160 Social Work Services	1,770.40	86,749.74	88,520.14	5,730.38	280,788.41	286,518.79
2260 Instruction and Curriculum Development Services	113,553.12	643,467.70	757,020.82	144,105.34	816,596.92	960,702.26
2350 Legal and Accounting Services	13,228.00	60,260.89	73,488.89	20,293.35	92,447.47	112,740.82
2420 Medical Services	168.71	16,702.54	16,871.25	34.27	3,392.46	3,426.73
2440 Nursing Services	125,564.07	1,130,076.58	1,255,640.65	123,321.89	1,109,896.97	1,233,218.86
2700 Student Transportation Services	535,474.55	4,819,270.95	5,354,745.50	573,737.87	5,163,640.80	5,737,378.67
Total	\$1,939,433.05	\$8,719,769.46	\$10,659,202.51	\$2,027,421.47	\$9,439,032.07	\$11,466,453.54

LEA : 120484803 Nazareth Area SD

	(PRINCIPAL AMOUNTS ONLY)							
<u>GOVERNMENTAL FUNDS/ ACTIVITIES</u>	Short-Term Borrowing	General Obligation Bonds/Notes	Authority Building Obligations	Leases, Other Right to Use Arrangements	Extended Term Financing Agreements	Other Long Term Debt/Liabilities	OPEB, Comp Abs, Net Pension Liab	Total
1. Debt at Beginning of Fiscal Year		91,095,000.00		158,516.00	505,168.26		141,679,539.00	233,438,223.26
2. Additional Debt Incurred During Year				155,200.00	806,625.00		1,136,145.00	2,097,970.00
3. Retirements and Repayments		5,060,000.00		103,048.00	425,582.00		623,049.00	6,211,679.00
4. Debt at End of Fiscal Year		86,035,000.00		210,668.00	886,211.26		142,192,635.00	229,324,514.26
5. Accreted Interest at End Of Fiscal Year								
6. Total Debt and Accreted Interest		86,035,000.00		210,668.00	886,211.26		142,192,635.00	229,324,514.26
7. Current Portion P&I - Due within 1 year		6,318,988.00		110,158.00	420,399.00		310,985.00	7,160,530.00
8. Interest Paid during current fiscal year		3,102,542.22		4,377.05	8,996.31			3,115,915.58

(PRINCIPAL AMOUNTS ONLY)								
<u>PROPRIETARY FUNDS</u>	Short-Term Borrowing	General Obligation Bonds/Notes	Authority Building Obligations	Leases, Other Right to Use Arrangements	Extended Term Financing Agreements	Other Long Term Debt/Liabilities	OPEB, Comp Abs, Net Pension Liab	Total
1. Debt at Beginning of Fiscal Year							3,101,854.00	3,101,854.00
2. Additional Debt Incurred During Year							3,526.00	3,526.00
3. Retirements and Repayments							32,671.00	32,671.00
4. Debt at End of Fiscal Year							3,072,709.00	3,072,709.00
5. Accreted Interest at End Of Fiscal Year								
6. Total Debt and Accreted Interest							3,072,709.00	3,072,709.00
7. Current Portion P&I - Due within 1 year								
8. Interest Paid during current fiscal year								

LEA : 120484803 Nazareth Area SD

Total Principal and Interest Payments Made by Your School - All Funds

Function	Fund		Principal (910)	Principal (920)	Interest (830)	Total (Principal +Interest)	Misc Other Uses (990)
5110	10	General Fund	5,485,581.97		3,141,767.30	8,627,349.27	
5110	20	Special Revenue Funds					
5110	30	Capital Projects Funds					
5110	40	Debt Service Fund					
5110	90	Permanent Fund					
5120	10	General Fund					
5120	20	Special Revenue Funds					
5120	30	Capital Projects Funds					
5120	40	Debt Service Fund					
5140	10	General Fund	103,047.55		4,377.05	107,424.60	
5140	20	Special Revenue Funds					
5140	30	Capital Projects Funds					
5140	40	Debt Service Fund					
5140	90	Permanent Fund					
Total Debt Payments - Governmental Funds			\$5,588,629.52		\$3,146,144.35	\$8,734,773.87	

Function	Fund		Principal (910)	Principal (920)	Interest (830)	Total (Principal +Interest)
5110	50	Enterprise Fund				
5110	60	Internal Service Fund				
5120	50	Enterprise Fund				
5120	60	Internal Service Fund				
5140	50	Enterprise Fund				
5140	60	Internal Service Fund				
Total Debt Payments - Proprietary Funds						

LEA : 120484803 Nazareth Area SD

Debt Details
Governmental Funds/ Activities

Debt Category	Debt Issue Date (MM/YYYY)	Principal Amounts Only				Current Portion Due Within One Year (Principal and Interest)	Interest Paid During Fiscal Year
		Debt at Beginning of Fiscal Year	Additions	Reductions / Repayments	Debt at End of Fiscal Year		
General Obligation Bonds/Notes – CIB	02/2027	8,240,000.00		740,000.00	7,500,000.00	367,350.00	297,800.00
General Obligation Bonds/Notes – CIB	02/2022	15,680,000.00			15,680,000.00	609,143.00	469,962.00
General Obligation Bonds/Notes – CIB	06/2022	16,085,000.00		5,000.00	16,080,000.00	708,551.00	703,770.20
General Obligation Bonds/Notes – CIB	11/2020	2,185,000.00		5,000.00	2,180,000.00	49,740.00	44,790.00
General Obligation Bonds/Notes – CIB	03/2020	7,090,000.00		810,000.00	6,280,000.00	1,734,450.00	192,450.00
General Obligation Bonds/Notes – CIB	05/2019	9,745,000.00		1,260,000.00	8,485,000.00	876,832.00	263,631.26
General Obligation Bonds/Notes – CIB	09/2019	5,070,000.00		1,295,000.00	3,775,000.00	307,875.00	152,250.00
General Obligation Bonds/Notes – CIB	02/2018	7,860,000.00		75,000.00	7,785,000.00	324,069.00	246,018.76
General Obligation Bonds/Notes – CIB	11/2017	11,135,000.00		760,000.00	10,375,000.00	415,000.00	430,200.00
General Obligation Bonds/Notes – CIB	11/2017	6,720,000.00			6,720,000.00	265,300.00	265,300.00
General Obligation Bonds/Notes – CIB	02/2017	1,285,000.00		110,000.00	1,175,000.00	660,678.00	36,370.00
Leases and Other Right to Use Arrangements		158,516.00	155,200.00	103,048.00	210,668.00	110,158.00	4,377.05
Extended Term Financing Agreements		505,168.26	806,625.00	425,582.00	886,211.26	420,399.00	8,996.31
Compensated Absences		6,530,080.00	73,202.00	164,897.00	6,438,385.00	310,985.00	
Other Post-Employment Benefits (OPEB)		16,424,243.00	1,062,943.00	95,040.00	17,392,146.00		
Net Pension Liability		118,725,216.00		363,112.00	118,362,104.00		
Totals for Debt Entered:		\$233,438,223.26	\$2,097,970.00	\$6,211,679.00	\$229,324,514.26	\$7,160,530.00	\$3,115,915.58

Bond Details
Proprietary Funds

Debt Category	Debt Issue Date (MM/YYYY)	Principal Amounts Only				Current Portion Due Within One Year (Principal and Interest)	Interest Paid During Fiscal Year
		Debt at Beginning of Fiscal Year	Additions	Reductions / Repayments	Debt at End of Fiscal Year		
Compensated Absences		89,246.00		24,346.00	64,900.00		
Other Post-Employment Benefits (OPEB)		199,124.00	3,526.00	1,642.00	201,008.00		
Net Pension Liability		2,813,484.00		6,683.00	2,806,801.00		
Totals for Debt Entered:		\$3,101,854.00	\$3,526.00	\$32,671.00	\$3,072,709.00		

LEA : 120484803 Nazareth Area SD

Printed 11/25/2024 10:33:04 AM

General Fund (10)

Section 1: Tuition/Purchased Services as Reported within Expenditure Detail	Amount
Tuition Reported in General Fund Expenditures 1000-560	5,679,354.85
Purchased Services in General Fund Expenditures 1000-594 and 1000-597	2,900.83
Section 1 Total	\$5,682,255.68

Section 2: Tuition Paid to Institution Types During Fiscal Year	Tuition Paid For Nonspecial Education	Tuition Paid For Special Education	Total
1 1306 Institutions		45,829.70	45,829.70
2 Institutionalized Children's Programs		20,064.76	20,064.76
3 Juveniles Incarcerated in Adult Facilities			
4 Residential Treatment Facilities			
5 Other Local Education Agencies	1,759.62	49,969.57	51,729.19
6 Brick and Mortar Charter Schools	699,303.25	277,036.40	976,339.65
7 Cyber Charter Schools	980,805.52	923,436.28	1,904,241.80
8 Career and Technology Centers	1,793,598.32		1,793,598.32
9 Approved Private Schools		55,380.36	55,380.36
10 PA Chartered Schools for the Deaf and Blind			
11 Private Residential Rehabilitative Institutions			
12 Juvenile Detention Centers			
13 Special Program Jointures			
14 Other Tuition Not Included Elsewhere In This Section	831,716.54	3,355.36	835,071.90
Section 2 Total	\$4,307,183.25	\$1,375,072.43	\$5,682,255.68

LEA : 120484803 Nazareth Area SD

Printed 11/25/2024 10:33:11 AM

Food Service / Cafeteria Operations Fund (51)

3000 Operation of Non-Instructional Services

Total

100	<u>Personnel Services – Salaries</u>	
100	Personnel Services – Salaries	852,255.06
Total Personnel Services – Salaries		\$852,255.06
200	<u>Personnel Services – Employee Benefits</u>	
210	Group Insurance – Contracted Provider	2,778.11
220	Social Security Contributions	64,837.77
230	PSERS Retirement Contributions	215,869.54
250	Unemployment Compensation	924.82
260	Workers' Compensation	2,047.04
270	Group Insurance – Self-Insurance	204,637.92
280	Other Post-Employment Benefits (OPEB)	(3,738.00)
299	All Other Employee Benefits	2,375.00
Total Personnel Services – Employee Benefits		\$489,732.20
300	<u>Purchased Professional and Technical Services</u>	
340	Technical Services	5,365.00
390	Other Purchased Professional and Technical Services	1,800.00
Total Purchased Professional and Technical Services		\$7,165.00
400	<u>Purchased Property Services</u>	
430	Repairs and Maintenance Services	38,218.80
440	Rentals	1,928.37
460	Extermination Services	3,156.00
Total Purchased Property Services		\$43,303.17
500	<u>Other Purchased Services</u>	
530	Communications	55.83
580	Travel	1,123.56
Total Other Purchased Services		\$1,179.39
600	<u>Supplies</u>	
610	General Supplies	64,801.13
620	Energy	3,563.71
630	Food	1,206,539.65
650	Supplies & Fees – Technology Related	33.47
Total Supplies		\$1,274,937.96
700	<u>Property</u>	
740	Depreciation	8,686.83
Total Property		\$8,686.83
800	<u>Other Objects</u>	
810	Dues and Fees	439.21
Total Other Objects		\$439.21
Total 3000 Operation of Non-Instructional Services		\$2,677,698.82

LEA : 120484803 Nazareth Area SD

Printed 11/25/2024 10:33:11 AM

Food Service / Cafeteria Operations Fund (51)

3100 Food Services	Elementary	Secondary	Federal	Total
100 <u>Personnel Services – Salaries</u>				
100 Personnel Services – Salaries				852,255.06
Total Personnel Services – Salaries				\$852,255.06
200 <u>Personnel Services – Employee Benefits</u>				
210 Group Insurance – Contracted Provider				2,778.11
220 Social Security Contributions				64,837.77
230 PSERS Retirement Contributions				215,869.54
250 Unemployment Compensation				924.82
260 Workers' Compensation				2,047.04
270 Group Insurance – Self-Insurance				204,637.92
280 Other Post-Employment Benefits (OPEB)				(3,738.00)
299 All Other Employee Benefits				2,375.00
Total Personnel Services – Employee Benefits				\$489,732.20
300 <u>Purchased Professional and Technical Services</u>				
340 Technical Services				5,365.00
390 Other Purchased Professional and Technical Services				1,800.00
Total Purchased Professional and Technical Services				\$7,165.00
400 <u>Purchased Property Services</u>				
430 Repairs and Maintenance Services				38,218.80
440 Rentals				1,928.37
460 Extermination Services				3,156.00
Total Purchased Property Services				\$43,303.17
500 <u>Other Purchased Services</u>				
530 Communications				55.83
580 Travel				1,123.56
Total Other Purchased Services				\$1,179.39
600 <u>Supplies</u>				
610 General Supplies				64,801.13
620 Energy				3,563.71
630 Food				1,206,539.65
650 Supplies & Fees – Technology Related				33.47
Total Supplies				\$1,274,937.96
700 <u>Property</u>				
740 Depreciation				8,686.83
Total Property				\$8,686.83
800 <u>Other Objects</u>				
810 Dues and Fees				439.21
Total Other Objects				\$439.21
Total 3100 Food Services				\$2,677,698.82

	<u>Food Service(51)</u>	<u>Child Care Operations(52)</u>	<u>Other Enterprise(58)</u>	<u>Internal Service(60)</u>	<u>Total</u>
3000 <u>Operation of Non-Instructional Services</u>					
3100 Food Services	2,677,698.82				2,677,698.82
Total Operation of Non-Instructional Services	\$2,677,698.82				\$2,677,698.82
TOTAL ACTUAL EXPENDITURES & OTHER FINANCING USES	\$2,677,698.82				\$2,677,698.82

LEA : 120484803 Nazareth Area SD

Printed 11/25/2024 10:33:28 AM

Fund	School	School Number	Local Personnel	Local Nonpersonnel	State Personnel	State Nonpersonnel	Federal Personnel	Federal Nonpersonnel	Total	Explanation
10										
	Kenneth N Butz Jr El Sch	8054	6,447,767.00	1,082,594.00	2,337,865.00	417,176.00	152,003.00	2,963.00	10,440,368.00	
	Lower Nazareth El Sch	8055	6,797,753.00	1,138,777.00	2,463,386.00	446,270.00	100,855.00	3,067.00	10,950,108.00	
	Nazareth Area HS	3495	17,058,225.00	3,209,635.00	6,185,698.00	1,186,417.00	157,209.00	19,849.00	27,817,033.00	
	Nazareth Area Intermediate Sch	8053	8,459,813.00	1,442,691.00	3,065,761.00	550,793.00	381,391.00	3,820.00	13,904,269.00	
	Nazareth Area MS	3494	9,269,535.00	1,647,647.00	3,348,974.00	605,666.00	203,702.00	14,776.00	15,090,300.00	
	Shafer El Sch	8056	6,721,792.00	1,062,155.00	2,432,762.00	418,800.00	354,736.00	2,906.00	10,993,151.00	
Total			54,754,885.00	9,583,499.00	19,834,446.00	3,625,122.00	1,349,896.00	47,381.00	89,195,229.00	